

**GOVERNMENT OF KARNATAKA
POLICE DEPARTMENT**



CRIME REVIEW

AND

PERFORMANCE OF UNITS UNDER

CCTNS PROJECT

JUNE – 2023

POLICE 

POLICE COMPUTER WING &
STATE CRIME RECORDS BUREAU

7TH Floor, M.S. Building,
Dr.B.R.Ambedkar Road,
Bengaluru – 560001.

email:adgppcw@ksp.gov.in

INDEX

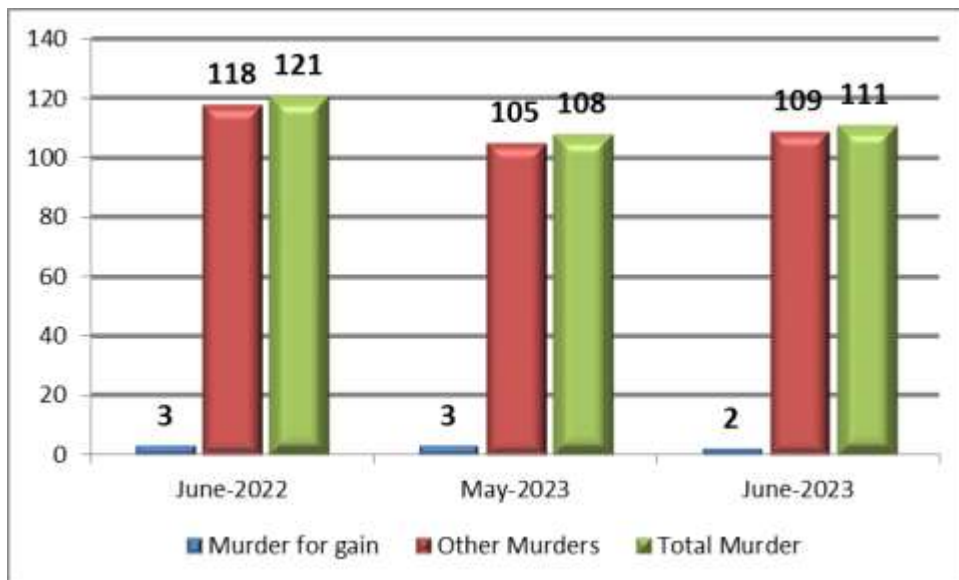
Sl. No.	CONTENTS	Page No.
1	Crime Review on – 1) Murder 2) Dacoity 3) Robbery 4) Burglary 5) Theft 6) Riots 7) Hurt 8) Spl. & local laws 9) Crime against Women 10) POCSO 11) SC & ST POA Act 12) Security cases 13) Cyber Crimes 14) Economic Offences & 15) MMDR & KMMCR 16) Motor Vehicles Theft Cases 17) NDPS Cases	1-17
2	District-wise Reported cases under various heads for the month of June – 2023	18
3	Crime Statistics – IPC Crimes	19-29
4	Crime Statistics – Special & Local laws	29-34
5	Crime Statistics – Crime against Women	34
6	Crime Statistics – Crime against Children	35
7	Crime Statistics – Crime against SC & ST	36
8	Crime Statistics – Road Accidents	37
9	Unit-wise report on Receipts & Disposals under SAKALA services	38-39
10	Comparative Crime Statement – 17	40-41
11	Police IT June month Pragathi report	42-43
12	e-Sign details – FIR & Chargesheet	44-45
13	Police IT MT Module log book details	46-48
14	Seva Sindhu – June month report	49
15	District Wise COTPA Statistics	50

CRIME REVIEW FOR THE MONTH OF JUNE – 2023

1. Murder

As per the review for the month 111 cases of Murder were reported (Including 2 cases of Murder for gain) as against 108 Murder cases (3 cases of Murder for gain have been reported) in the previous month & 121 Murder cases (3 cases of Murder for gain) in the corresponding month of previous year.

Month	Year	Murder for gain	Other Murders	Total Murder
June	2023	2	109	111
May	2023	3	105	108
June	2022	3	118	121

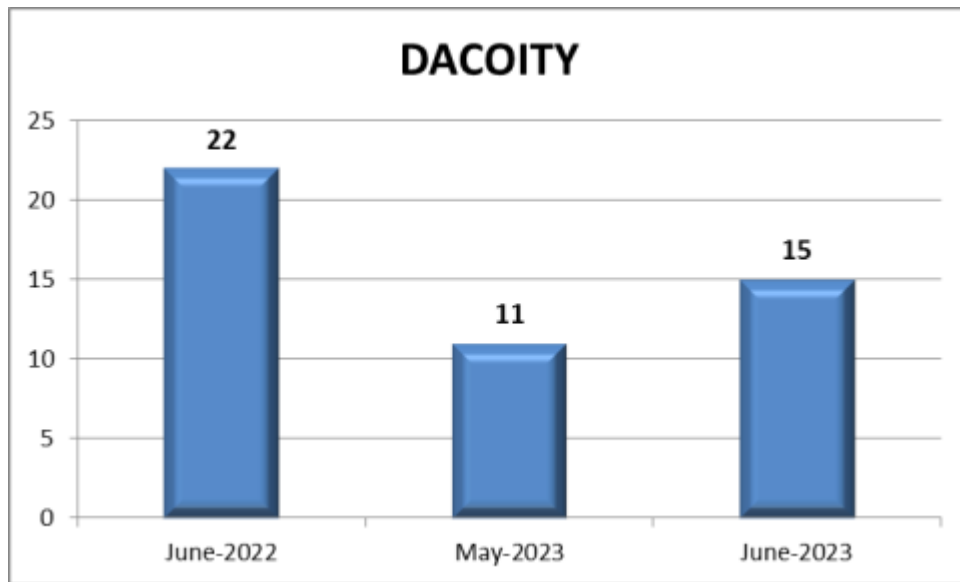


There is an increase in the reported cases of Murder during the current month when compared to the cases of previous month and a decrease when compared to the corresponding month of previous year.

2. Dacoity

15 cases of Dacoity were reported during the current month as against 11 cases in the previous month and 22 cases in the corresponding month of previous year.

Month	Year	Dacoity Cases
June	2023	15
May	2023	11
June	2022	22



There is an increase in the reported cases of Dacoity during the current month when compared to the cases of previous month and a decrease when compared to the corresponding month of previous year.

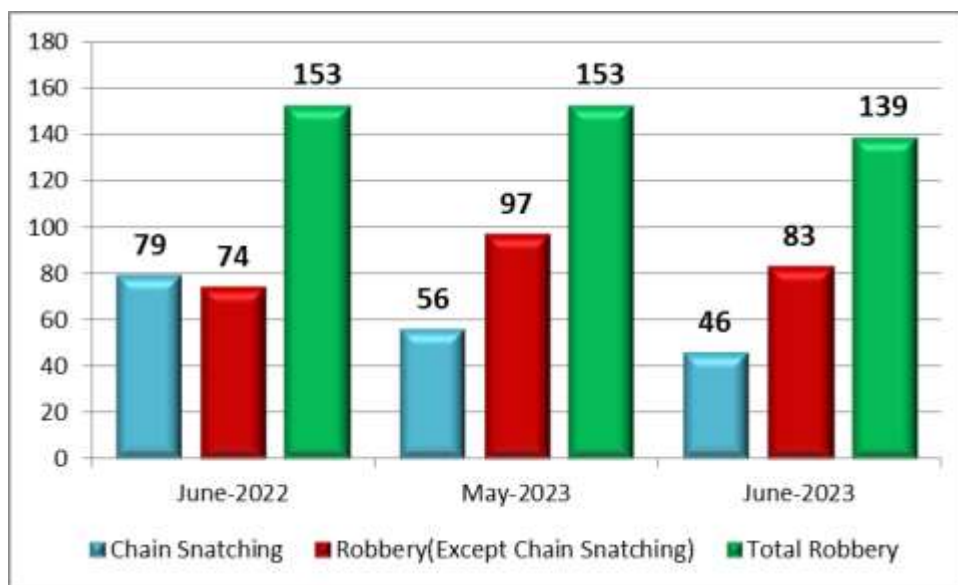
The unit wise break up of Dacoity cases for the month under review is as follows:-

Name of the unit	No. of cases	Name of the unit	No. of cases
Bengaluru City	6	Ramanagara District	2
Hubli-Dharwad City	1	Bagalkot District	1
Davanagere District	1	Shivamogga District	1
Tumakuru District	1	Vijayapura District	1
Railways	1		

3. Robbery

139 cases of Robbery were reported during the current month (including 83 chain snatching cases) as against 153 cases (97 cases of Chain snatching) in the previous month and 153 cases (74 cases of Chain snatching) in the corresponding month of previous year.

Month	Year	Chain Snatching	Robbery (Except Chain Snatching)	Total Robbery
June	2023	46	83	139
May	2023	56	97	153
June	2022	79	74	153



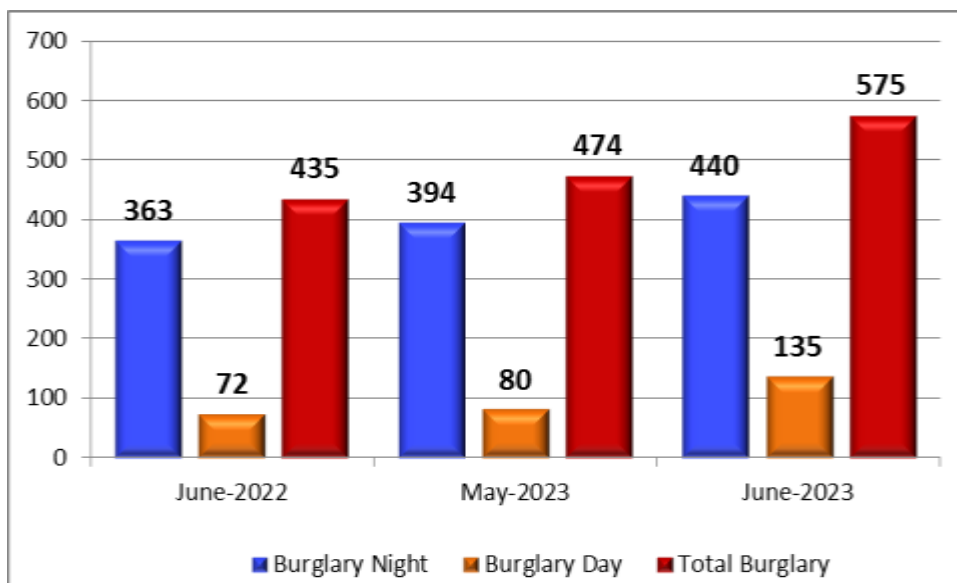
There is a decrease in the number of cases reported during the current month under the head Robbery when compared to the cases of previous month and to the corresponding month of previous year.

There is a decrease in the number of cases reported during the current month under Chain Snatching when compared to the cases of previous month and to the corresponding month of previous year.

4. Burglary

575 cases of Burglary were reported during the month as against 474 cases in the previous month and 435 cases during the corresponding month of previous year.

Month	Year	Burglary Night	Burglary Day	Total
June	2023	440	135	575
May	2023	394	80	474
June	2022	363	72	435

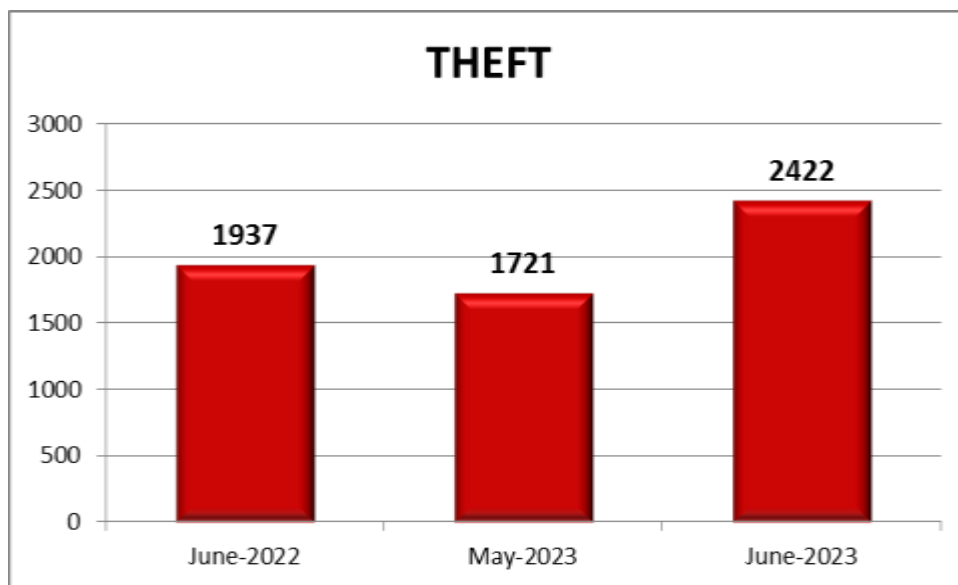


There is an increase in the number of cases reported during the current month under the head burglary, when compared to the reported cases of previous month and to the corresponding month of previous year.

5. Theft

2422 cases of Theft were reported during the month as against 1721 cases in the previous month and 1937 cases in the corresponding month of previous year.

Month	Year	Reported
June	2023	2422
May	2023	1721
June	2022	1937

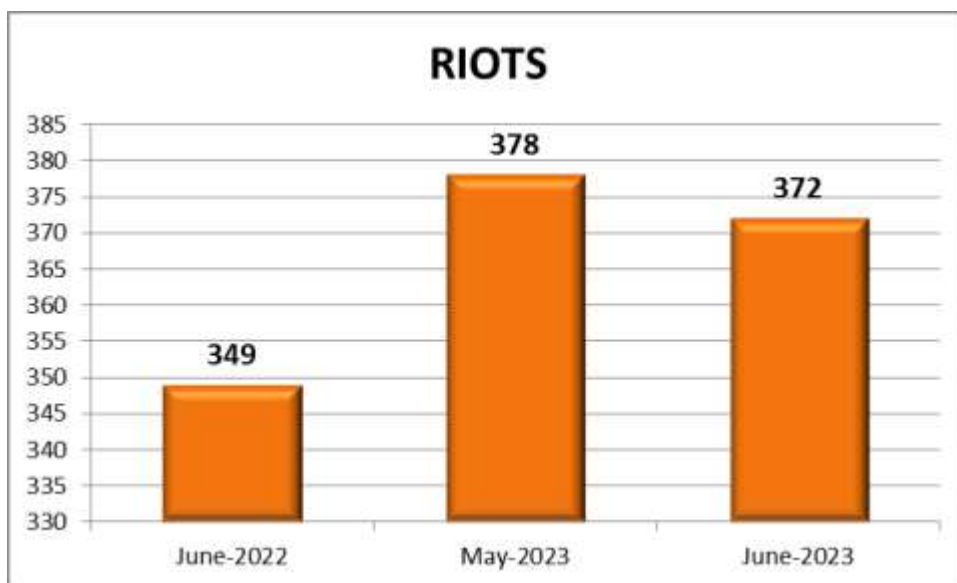


There is an increase in the number of cases reported during the current month under the head theft when compared to the cases of previous month and to the corresponding month of previous year.

6. Riots

372 cases were reported during the current month under the category Riots as against 378 cases in the previous month and 349 cases in the corresponding month of previous year.

Month	Year	Riots
June	2023	372
May	2023	378
June	2022	349

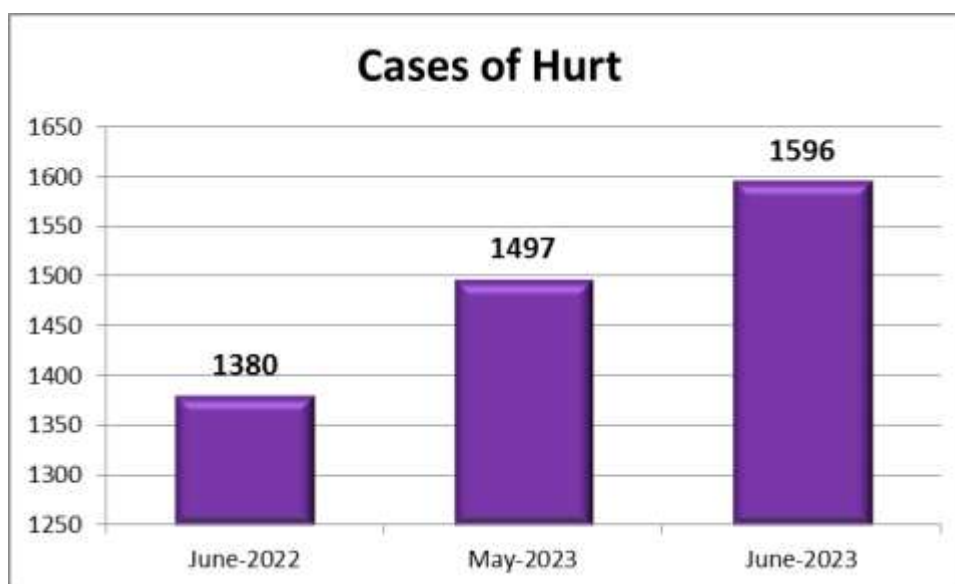


There is a decrease in the number of cases reported under this head during the month, when compared to the cases of previous month and an increase when compared to the corresponding month of previous year.

7. Hurt

1596 cases were reported during the current month under the category Hurt as against 1497 cases in the previous month and 1380 cases in the corresponding month of previous year.

Month	Year	Cases of Hurt
June	2023	1596
May	2023	1497
June	2022	1380

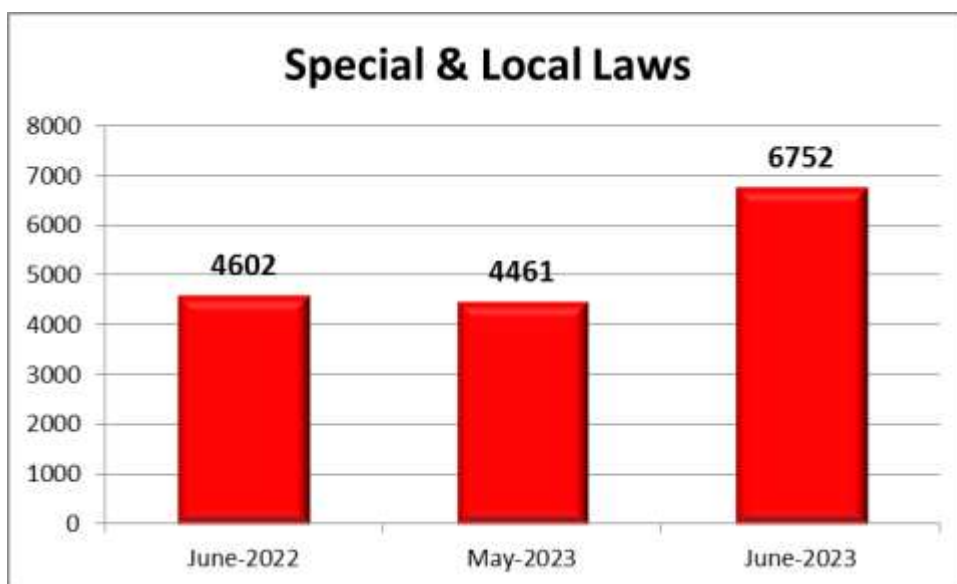


There is an increase in the number of cases reported under this head during the month, when compared to the cases of previous month and to the corresponding month of previous year.

8. Special & Local Laws

6752 cognizable cases were registered under Special & Local Laws during the month as against 4461 cases in the previous month and 4602 cases in the corresponding month of previous year.

Month	Year	Special & Local Laws
June	2023	6752
May	2023	4461
June	2022	4602

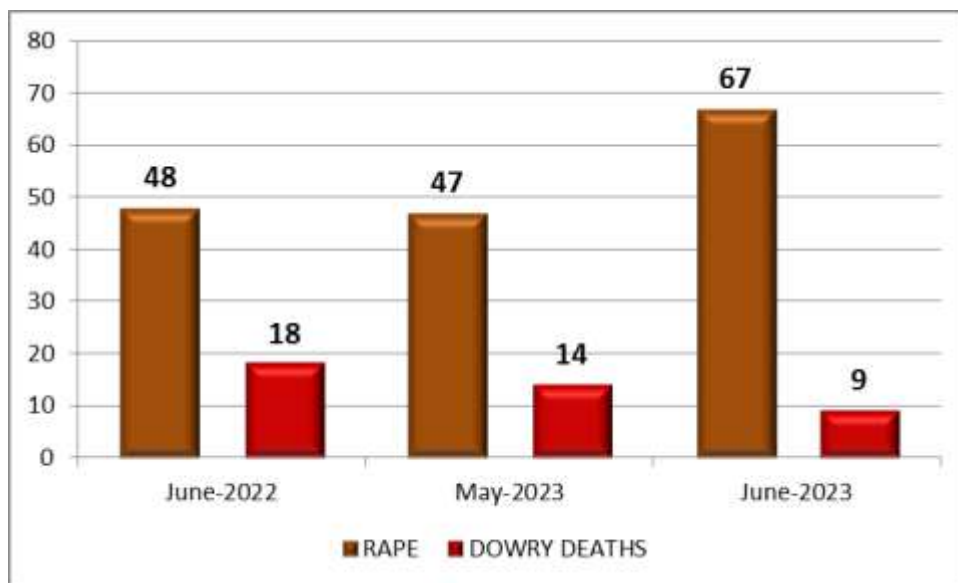


There is an increase in the number of cognizable cases reported during the month under Special & Local Laws when compared to the cases of previous month and to the corresponding month of the previous year.

9. Crime against Women (Rape & Dowry Death)

67 cases of Rape have been reported during the month as against 47 cases in the previous month and 48 cases in the corresponding month of previous year. 9 cases of Dowry Death have been reported during the current month, as against 14 cases in the previous month and 18 cases in the corresponding month of previous year. (Note: Other Crimes against Women are mentioned in Page No.22)

Month	Year	Rape	Dowry Death
June	2023	67	9
May	2023	47	14
June	2022	48	18



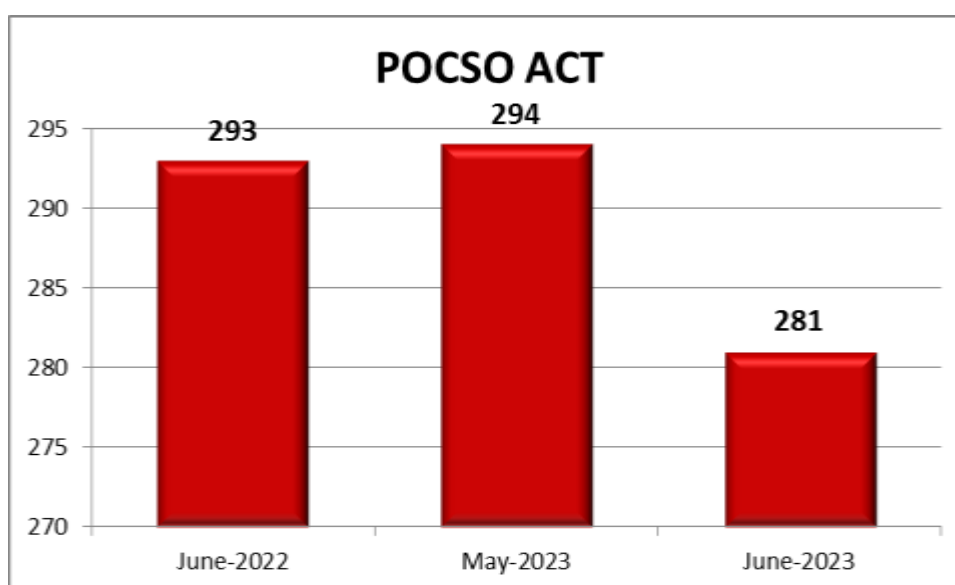
There is an increase in the reported cases under Rape during the current month when compared to the previous month and to the corresponding month of previous year.

There is a decrease in the reported cases of Dowry death during current month when compared to the previous month and to the corresponding month of previous year.

10. Protection of Children from Sexual Offences Act (POCSO)

281 cases of POCSO were reported during the current month as against 294 cases in the previous month and 293 in the corresponding month of previous year.

Month	Year	POCSO
June	2023	281
May	2023	294
June	2022	293

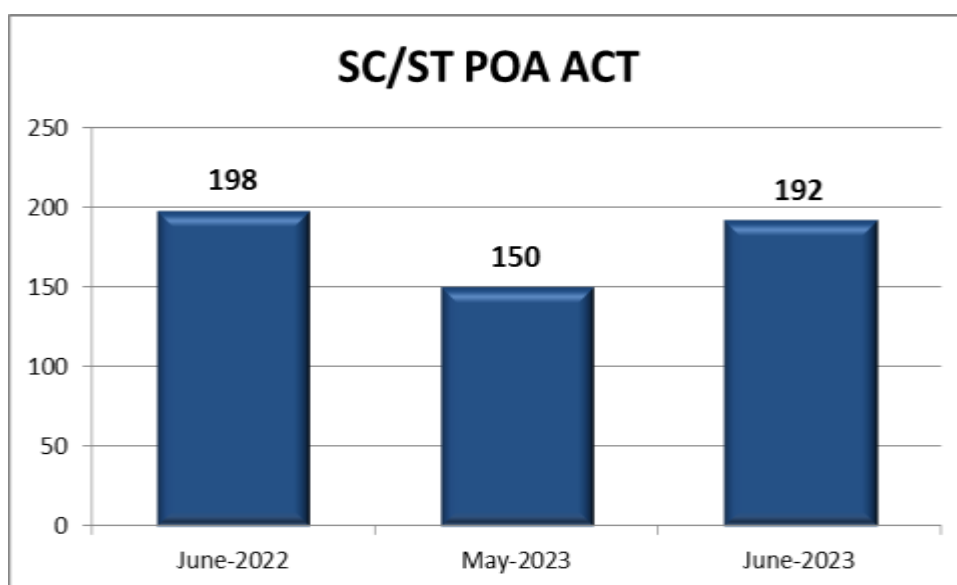


There is a decrease in the reported cases under the head POCSO during the current month when compared to the cases of previous month and to the corresponding month of previous year.

11. Crimes under SC/ST POA Act

192 cases were reported during the current month under this head as against 150 cases in the previous month and 198 cases in the corresponding month of previous year. (Details are mentioned at Page No.24)

Month	Year	SC/ST POA Act
June	2023	192
May	2023	150
June	2022	198

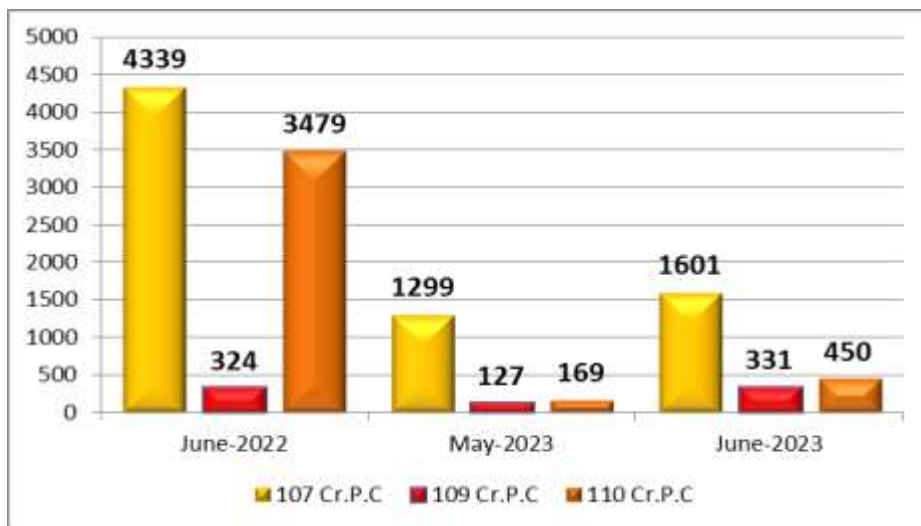


There is an increase in the reported cases under Crime against SC/ST during the current month when compared to the reported cases of previous month and a decrease when compared to the corresponding month of previous year.

12. Preventive Action Report

1601, 331 & 450 cases u/s 107, 109 & 110 Cr.PC. respectively have been booked during the current month as against 1299, 127 & 169 Preventive Action Report in the previous month and 4339, 324 & 3479 Preventive Action Report in the corresponding month of last year.

Month	Year	Security Cases			Total
		107 Cr.PC	109 Cr.PC	110 Cr.PC	
June	2023	1601	331	450	2382
May	2023	1299	127	169	1595
June	2022	4339	324	3479	8142

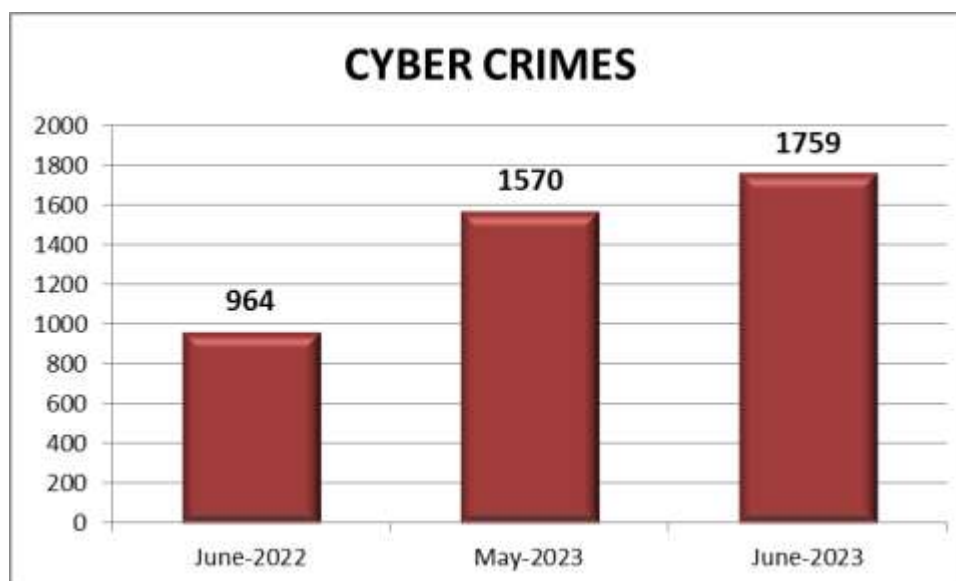


- Under sec 107 Cr.PC. more number of Preventive Action Report have been booked during the current month when compared to the Preventive Action Report of previous month and less when compared to the corresponding month of previous year.
- Under Sec.109 Cr.PC. more number of Preventive Action Report have been booked during the current month when compared to the Preventive Action Report of previous month and to the corresponding month of previous year.
- Under 110 Cr.PC. more number of Preventive Action Report have been booked during the current month when compared to the Preventive Action Report of previous month and less when compared to the corresponding month of previous year.

13. Cyber Crimes (Information Technology Act)

1759 cases were reported during the current month under this head as against 1570 cases in the previous month and 964 cases in the corresponding month of previous year.

Month	Year	Cyber Crimes
June	2023	1759
May	2023	1570
June	2022	964

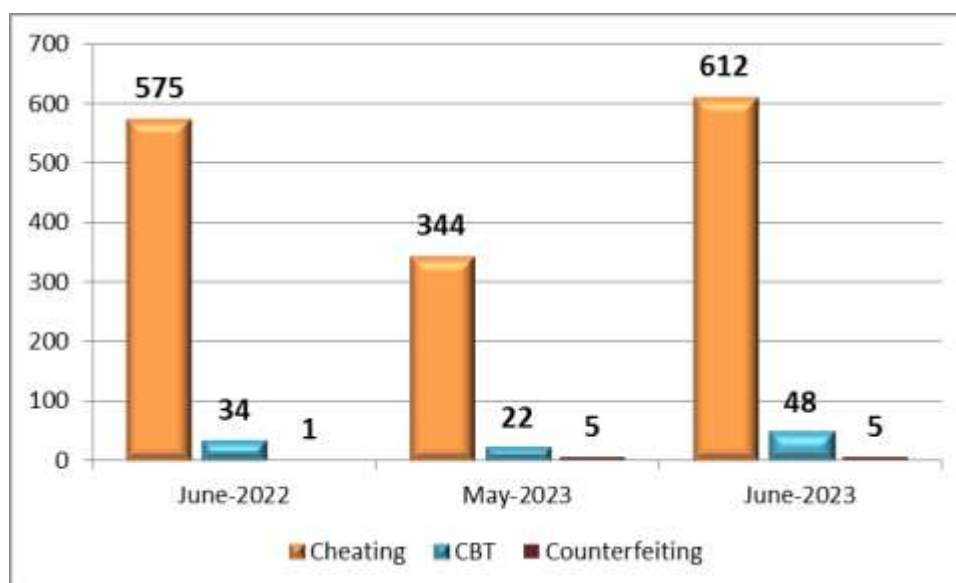


There is an increase in the reported cases under Cyber Crimes during the current month when compared to the reported cases of previous month and to the corresponding month of previous year.

14. Economic Offences (Criminal Breach of Trust, Cheating, Counterfeiting)

665 cases were reported during the current month under Economic Offences (Criminal Breach of Trust-48, Cheating-612 and Counterfeiting-5) as against 371 cases during the previous month and 610 cases in the corresponding month of previous year.

Month	Year	Economic Offences
June	2023	665
May	2023	371
June	2022	610



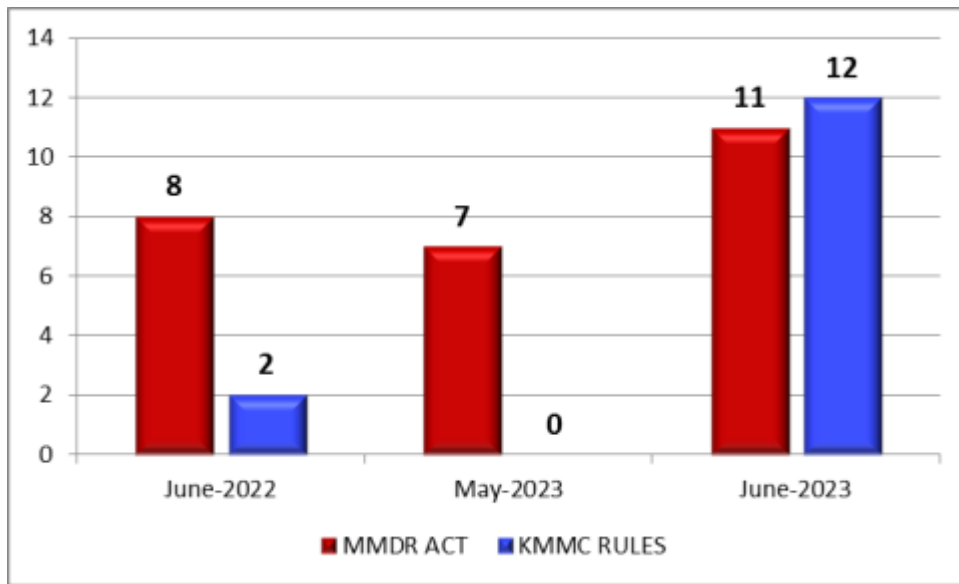
There is an increase in the reported cases under economic offences during the current month when compared to the reported cases of previous month and to the corresponding month of previous year.

15. Mines and Minerals (Development & Regulation) Act 1957 & Karnataka Minor Mineral Consistent Rule - 1994

11 cases of MMDR were reported during the current month under this head as against 7 cases in the previous month and 8 cases in the corresponding month of previous year.

12 cases of KMMCR reported during the current month as against no cases in the previous month and 2 cases in the corresponding month of previous year.

Month	Year	MMDR Act	KMMC Rules
June	2023	11	12
May	2023	7	0
June	2022	8	2



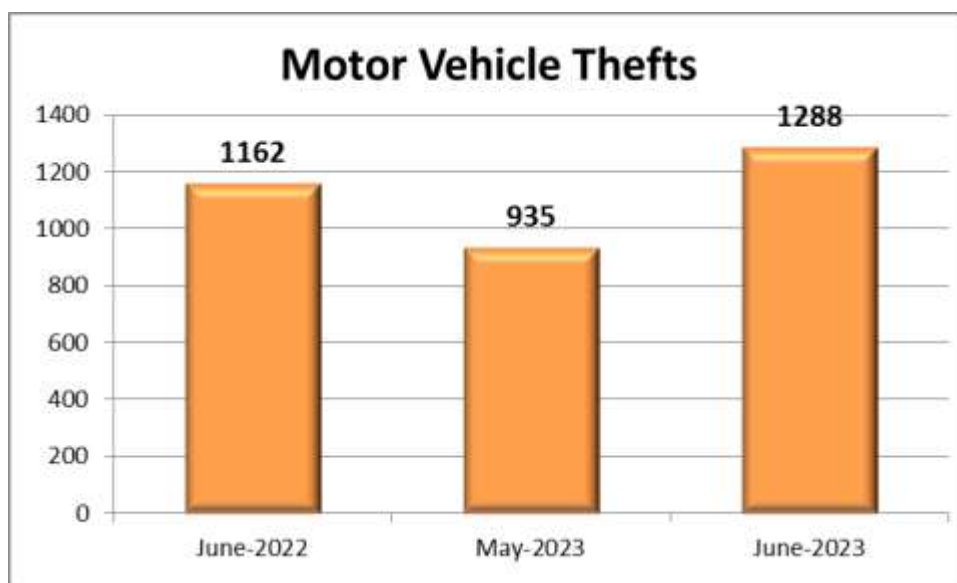
There is an increase in the reported cases under MMDR during the current month when compared to the reported cases of previous month and to the corresponding month of previous year.

There is an increase in the reported cases under KMMCR during the current month when compared to the reported cases of previous month and to the corresponding month of previous year.

16. Motor Vehicles Theft cases

1288 cases were reported during the current month under this head as against 935 cases in the previous month and 1162 cases in the corresponding month of previous year.

Month	Year	Motor Vehicles Theft Cases
June	2023	1288
May	2023	935
June	2022	1162

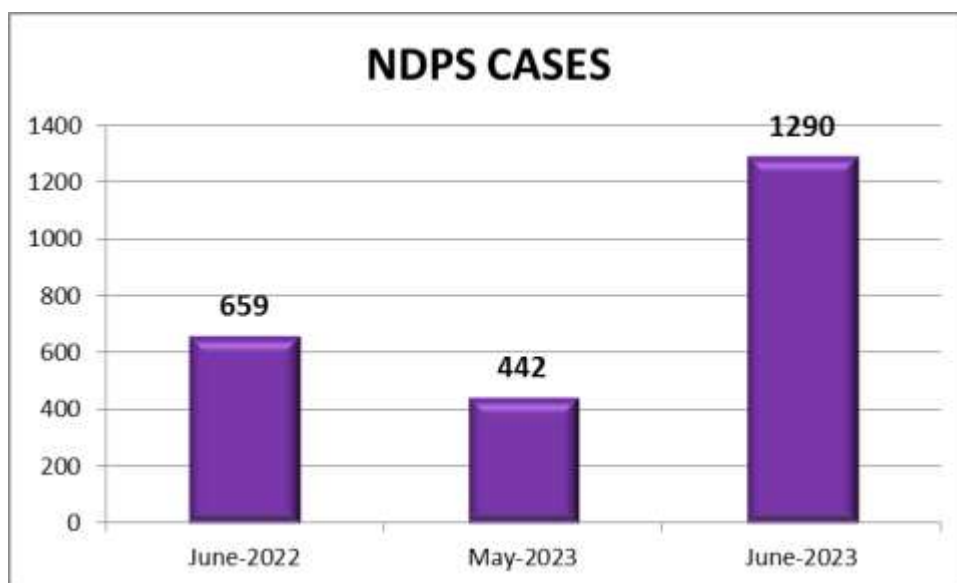


There is an increase in the reported cases under Motor Vehicles Theft cases during the current month when compared to the reported cases of previous month and to the corresponding month of previous year.

17. Narcotic Drugs & Pshycotropic Substances (NDPS)

1290 cases were reported during the current month under this head as against 442 cases in the previous month and 659 cases in the corresponding month of previous year.

Month	Year	NDPS Cases
June	2023	1290
May	2023	442
June	2022	659



There is an increase in the reported cases under NDPS Cases during the current month when compared to the reported cases of previous month and to the corresponding month of previous year.

*This Crime Review is based on classification made in Police IT at Police Station level.

* Crime Review is based on classification made in Police IT on 07/07/2023.

DISTRICT-WISE REPORTED CASES UNDER VARIOUS HEADS FOR THE MONTH OF JUNE - 2023 (AS ON 07/07/2023)

Sl. No.	Crime Head	Bagalkot	Ballari	Belagavi City	Belagavi Dist	Bengaluru city	Bengaluru District	Bidar	Chamarajanagar	Chickballapura	Chikkamagaluru	Chitradurga	Dakshina kannada	Davanagere	Dharwad	Gadag	Hassan	Haveri	Hubballi Dharwad City	K.G.F	Kalaburagi	Kalaburagi City	Karnataka Railways	Kodagu	Kolar	Koppal	Mandya	Mangalooru City	Mysuru City	Mysuru District	Raichur	Ramanagara	Shivamogga	Tumakuru	Udupi	Uttara Kannada	Vijayanagara	Vijayapur	Yadgir	Total	
1	MURDER	1	1	3	10	19	3	2	0	0	8	5	0	2	4	1	2	2	1	1	6	2	1	0	3	1	2	1	9	2	2	3	3	6	0	1	1	2	1	111	
2	DACOITY	1	0	0	0	6	0	0	0	0	0	0	0	1	0	0	0	0	1	0	0	0	1	0	0	0	0	0	0	0	0	2	1	1	0	0	0	1	0	15	
3	ROBBERY	1	0	2	1	45	10	6	0	0	1	0	1	0	0	0	1	0	2	0	0	5	1	0	3	0	3	1	2	2	1	2	0	3	0	0	0	0	0	0	93
3a	CHAIN SNATCHING	0	1	0	0	13	4	0	1	2	1	3	2	2	0	0	2	1	0	0	0	1	0	0	0	1	2	1	0	0	0	0	1	4	3	1	0	0	0	0	46
4a	BURGLARY - DAY	4	2	3	2	34	11	1	1	4	1	2	2	4	0	1	5	1	1	4	1	2	0	10	4	4	5	1	5	4	0	4	1	5	1	2	0	2	1	135	
4b	BURGLARY - NIGHT	12	7	17	14	81	28	16	8	11	8	11	4	17	9	4	14	16	7	5	8	15	0	3	2	8	13	0	5	22	9	12	9	18	5	4	6	9	3	440	
5	THEFT	32	32	28	54	979	148	55	9	30	16	45	7	71	19	23	50	32	21	9	43	60	58	5	24	34	37	21	43	34	111	38	41	75	11	16	31	46	34	2422	
6	RIOTS	12	11	3	34	6	12	13	7	12	8	29	3	15	10	7	6	26	1	2	18	6	0	1	15	1	2	1	0	17	29	1	17	5	2	10	9	9	12	372	
7	CASES OF HURT	12	15	8	48	304	46	52	33	45	40	49	27	38	7	17	71	28	14	24	46	28	4	29	46	11	75	12	21	61	20	63	75	101	14	32	16	38	26	1596	
8	Spl & Local laws	48	93	31	172	3198	206	115	84	171	76	132	26	93	44	112	112	59	96	39	139	44	3	58	95	93	84	148	73	57	167	96	135	125	81	113	160	119	55	6752	
9a	RAPE	1	1	3	1	15	2	0	0	1	2	0	1	1	1	0	2	4	1	1	0	2	0	1	1	4	1	1	2	2	4	2	1	1	2	2	0	4	0	67	
9b	DOWRY DEATHS	1	0	0	1	0	1	0	1	2	0	1	0	1	0	0	0	0	0	1	0	0	0	0	0	0	0	0	0	0	0	0	0	0	0	0	0	0	0	0	9
10	POCSO	3	1	1	6	44	15	5	8	14	4	8	7	7	5	1	14	5	1	3	5	0	0	8	6	5	5	8	3	5	5	7	16	12	4	6	23	9	2	281	
11	SC ST & POA Act	2	5	2	5	11	10	6	8	2	4	4	9	8	3	4	7	1	2	3	5	3	0	5	10	2	7	1	0	10	13	4	8	11	4	3	5	5	0	192	
12a	107 Cr.P.C.	35	34	11	100	21	28	80	24	14	9	19	23	33	74	107	47	30	14	6	54	12	1	20	18	53	26	301	9	22	22	40	46	26	34	19	98	55	36	1601	
12b	109 Cr.P.C.	8	5	2	12	16	10	14	3	0	1	5	1	3	6	33	4	5	7	0	63	10	29	2	0	8	10	6	4	10	6	2	0	12	7	3	10	12	2	331	
12c	110 Cr.P.C.	9	40	4	15	178	2	18	0	0	2	0	1	0	8	8	0	13	12	0	7	11	1	0	1	16	1	11	27	7	9	3	0	23	2	1	5	14	1	450	
13	CYBER CRIME	2	7	8	9	1386	58	3	4	29	5	0	3	7	4	11	18	2	43	19	2	0	0	12	8	1	4	30	18	4	2	8	4	24	8	3	0	12	1	1759	
14a	Cr. Br. of Trust	0	0	1	2	16	4	1	1	0	0	0	0	2	0	2	1	0	1	0	0	0	0	0	1	0	0	2	0	0	2	4	1	2	1	4	0	0	0	48	
14b	CHEATING	4	2	13	14	286	44	1	6	4	5	12	4	12	4	2	11	7	17	3	0	2	0	7	4	2	3	16	10	5	6	16	17	34	12	7	10	6	4	612	
14c	COUNTERFEITING	0	0	0	0	5	0	0	0	0	0	0	0	0	0	0	0	0	0	0	0	0	0	0	0	0	0	0	0	0	0	0	0	0	0	0	0	0	0	0	5
15	KMMC	0	0	0	0	0	0	0	0	0	0	0	0	0	0	0	0	0	0	0	0	0	0	0	0	0	0	0	0	3	0	0	0	0	2	0	0	0	2	5	12
15a	MMDR	0	0	0	0	0	0	0	1	7	0	0	0	0	0	0	1	0	0	0	1	0	0	0	0	0	0	0	0	0	0	0	0	0	1	0	0	0	0	0	11
16	Motor vehicles Theft Cases	18	20	20	35	552	102	30	5	18	8	23	2	38	12	7	26	20	11	4	6	50	5	1	13	13	20	11	26	18	19	28	26	44	6	4	6	29	12	1288	
17	NDPS Cases	0	2	2	2	1025	26	1	2	4	22	8	6	4	1	1	1	0	6	2	0	3	1	10	6	0	3	70	6	1	1	10	23	2	30	6	3	0	0	1290	

CRIME REVIEW FOR THE MONTH OF JUNE - 2023 (As on 07/06/2023)

Sl. No.	Heads of Crime	During the current year upto the end of month under review	During the corresponding month of previous year	During the previous month	During the current month
	A - IPC Crime				
1	Murder (Sec.302/303 IPC)				
	For gain	13	3	3	2
	Over Property Dispute	8	2	4	1
	Due to Personal Vendetta or enmity	14	5	3	1
	Due to Sexual jealousy	10	4	2	2
	For dowry by burning	0	0	0	0
	For dowry by other means	5	2	1	1
	Due to Communalism	1	0	0	1
	Due to Casteism	3	1	0	2
	Witch Craft (Sorcery)	0	0	0	0
	For Human Sacrifice	0	0	0	0
	Due to Terrorism/Naxalism / Extremism	0	0	0	0
	For Political Reasons	0	0	0	0
	Due to Adultery	15	0	2	2
	Civil Disputes	29	7	8	4
	Electoral Gain	1	0	0	1
	Gang Rivalry	1	1	0	0
	Love Intrigue	7	0	0	2
	Professional	0	0	0	0
	Psychopathic/Serial Killer/Lunacy	0	0	0	0
	Rape with Murder	7	1	3	0
	Revenge/Enmity	21	8	2	4
	Sudden Quarrel	62	8	4	10
	Village Dispute	0	0	0	0
	Custodial	0	0	0	0
	Due to Other Causes	464	79	46	78
	Sub Total	661	121	78	111
2	ATTEMPT TO MURDER (Sec. 307 IPC)				
	For Gain	11	1	4	0
	Over Property Dispute	39	9	4	4
	Due to Personal Vendetta or enmity	55	7	6	10
	Due to Sexual jealousy	11	3	2	0
	For Dowry other Means	26	9	6	5
	Dowry By Burning	0	0	0	0
	Due to Communalism	5	0	0	0
	Due to Casteism	2	1	1	0
	Witch Craft (Sorcery)	0	0	0	0
	For Human Sacrifice	1	0	0	1
	Terrorism /Naxalism / Extremism	0	0	0	0
	For Political Reasons	16	1	12	1
	Adultery	6	2	3	1
	Electoral Gain	0	0	0	0
	Gang Rivalry	2	0	0	1
	Love Intrigue	12	1	3	1
	Professional	4	1	0	1
	Rape	0	0	0	0
	Revenge/Enmity	106	18	12	16
	Sudden Quarrel	128	14	19	25
	Village Dispute	2	2	1	0
	Due to Other Causes	823	142	147	170
	Civil Disputes	154	42	18	37
	Sub Total	1403	253	238	273

Sl. No.	Heads of Crime	During the current year upto the end of month under review	During the corresponding month of previous year	During the previous month	During the current month
3	CULPABLE HOMICIDE NOT AMOUNTING TO MUDER (Sec.304 IPC)				
	For Gain	0	0	0	0
	Over Civil Dispute	0	0	0	0
	Due to Personal Vendetta or enmity	0	0	0	0
	Due to Sexual jealousy	0	0	0	0
	For Dowry	0	0	0	0
	Due to Communalism	0	0	0	0
	Due to Casteism	0	0	0	0
	Witch Craft (Sorcery)	0	0	0	0
	For Human Sacrifice	0	0	0	0
	Terrorism /Naxalism / Extremism	0	0	0	0
	For Political Reasons	0	0	0	0
	Adultery	0	0	0	0
	Property Disputes	0	0	0	0
	Electoral Gain	0	0	0	0
	Gang Rivalry	0	0	0	0
	Love Intrigue	0	0	0	0
	Professional	0	0	0	0
	Sudden Quarrel	1	0	0	0
	Due to Other Causes	27	8	2	5
	Sub Total	28	8	2	5
4	ATTEMPT TO CULPABLE HOMICIDE NOT AMOUNTING TO MURDER (Sec. 308 IPC)				
	For Gain	0	0	0	0
	Over Civil Dispute	1	1	0	1
	Due to Personal Vendetta or enmity	0	0	0	0
	Due to Sexual jealousy	0	0	0	0
	For Dowry	0	0	0	0
	Due to Communalism	0	0	0	0
	Due to Casteism	0	0	0	0
	Witch Craft (Sorcery)	0	0	0	0
	For Human Sacrifice	0	0	0	0
	Terrorism /Naxalism / Extremism	0	0	0	0
	For Political Reasons	3	0	3	0
	Due to Other Causes	14	3	1	3
	Adultery	0	0	0	0
	Property Disputes	1	0	0	0
	Electoral Gain	0	0	0	0
	Gang Rivalry	0	0	0	0
	Love Intrigue	0	0	0	0
	Professional	0	0	0	0
	Sudden Quarrel	2	0	0	1
	Sub Total	21	4	4	5
5	RAPE (Sec.376, 376(A) to 376 (D) IPC)				
	Custodial Rape	0	0	0	0
	Attempt to Commit	8	1	1	2
	By a Gang	4	0	0	2
	By Parents	0	0	0	0
	By Hospital Staff	0	0	0	0
	By Husband During SepARATION	5	0	1	1
	By Neighbours	15	4	1	4
	By Relatives	24	6	6	7
	In Jail Custody	0	0	0	0
	In Remand Home	0	0	0	0
	InCest	0	0	0	0
	Known Person	171	28	24	37
	Unknown Person	6	0	2	1
	Due to Other Causes	58	9	12	13
	On Minor	0	0	0	0

Sl. No.	Heads of Crime	During the current year upto the end of month under review	During the corresponding month of previous year	During the previous month	During the current month
	Sub Total	291	48	47	67
6	KIDNAPPING AND ABDUCTION (Sec.360, 361, 363 to 369 IPC)				
	Missing - Boy	381	72	69	65
	Missing - Girl	1062	169	204	221
	For Ransom - of Children	3	3	0	0
	For Ransom - of Children for Begging	0	0	0	0
	For Ransom - of Women	2	0	0	1
	For Ransom - of Girls for Immoral Purpose	1	0	1	0
	For Ransom - of Others	23	5	5	7
	Procuration of Minor Girls - For Prostitution	0	0	0	0
	Procuration of Minor Girls - Importring of Girl	1	0	0	0
	Procuration of Minor Girls - For other Purpose	6	0	1	2
	Espionage	0	0	0	0
	Intent to Steal From Child	0	0	0	0
	Murder (Homicide)	0	0	0	0
	Obtain Signature Forcibly	0	0	0	0
	Recovering Loan	0	1	0	0
	Settling any Disputes	6	0	2	2
	Unnatural Lust / Illicit Intercourse	0	0	0	0
	Wrongful Confinement	3	2	0	1
	For Exporting	0	0	0	0
	From Lawful Guardianship	1	0	0	0
	For Camel Racing Etc.	0	0	0	0
	To Compel For Marriage	13	0	5	3
	For Slavery	0	0	0	0
	For Stealing From its Person	0	0	0	0
	Others	271	43	57	59
	Sub Total	1773	295	344	361
7	DACOITY (Sec. 395 to 398 IPC)				
	At ATM	0	0	0	0
	At Residential Premises	13	5	5	1
	On Highways	10	6	0	0
	In Trains	1	0	0	1
	At Banks	0	0	0	0
	At Commercial Places / Establishments	5	0	1	2
	On Other Roads	24	4	2	4
	In Other Places	29	7	3	6
	River & Sea	0	0	0	0
	Sub Total	82	22	11	14
7a	Preparation And Assembly for Dacoity	64	24	9	10
8	Robbery (Sec.392 to 394 IPC)				
	At ATM	0	0	0	0
	At Residential Premises	85	12	18	10
	On Highways	38	12	6	6
	In Trains	1	3	0	1
	At Banks	1	1	0	0
	At Commercial Places / Establishments	38	5	7	7
	In Other Places	314	37	60	63
	Chain Snatching	303	79	56	46
	Attempt to Commit	32	4	6	6
	Sub Total	812	153	153	139
9	BURGLARY - NIGHT (Sec. 380 IPC R/W 453 TO 460, 462 IPC)				
	At Residential Premises	1302	213	266	247
	On Highways	1	0	0	1
	In Trains	0	0	0	0
	At Banks	23	4	2	6
	At Commercial Places / Establishments	363	66	55	86
	In Other Places	292	52	45	59
	Temple Theft	173	28	26	41
	Sub Total	2154	363	394	440

Sl. No.	Heads of Crime	During the current year upto the end of month under review	During the corresponding month of previous year	During the previous month	During the current month
10	BURGLARY - DAY (Sec. 380 IPC R/W 453 TO 460, 462 IPC)				
	At Residential Premises	459	64	72	124
	On Highways	1	0	0	0
	In Trains	0	0	0	0
	At Banks	0	0	0	0
	At Commercial Places / Establishments	22	3	2	4
	In Other Places	22	3	4	4
	Temple Theft	16	2	2	3
	Sub Total	520	72	80	135
	Total Burglary (Burglary Day + Burglary Night)	2674	435	474	575
11	THEFT (Sec.379 to 389 IPC)				
	Of sand	620	122	87	196
	Attempt to commit	26	4	2	11
	At ATM	3	1	0	0
	Of Automobiles - Of Tractors	93	9	11	32
	Communication And Elec. Wire	116	30	12	29
	Of Cattle	152	38	25	36
	Of Cycle	45	4	2	9
	Of Automobiles - Of Lorries/Trucks	71	9	8	19
	Of Automobiles - Of Buses	6	1	0	2
	Of Automobiles - Of Cars / Jeeps	118	15	16	29
	Of Automobiles - Of Two Wheelers	5367	1106	887	1182
	Of Automobies - of Three Wheelers	115	22	13	24
	Of Accessories of Motor Vehicle	107	21	9	23
	Govt. Vehicle	0	0	0	0
	Electronic Goods (Radio, TV, VCR, Acs, Office Automation Equipments)	717	141	118	149
	Of Fire Arms	5	0	0	1
	Of Explosives	1	0	0	0
	Of Cultural - Idols	3	1	0	2
	Of Cultural - Painting	1	0	0	0
	Of Cultrual - Others	114	21	14	26
	Cash	292	34	68	62
	Jewellery	629	91	108	124
	Other Items Not Included Above	764	124	97	164
	In Running Train	35	3	5	6
	Extortion	99	10	16	27
	House Theft	939	103	197	230
	Servant Theft	181	27	26	39
	Sub Total	10619	1937	1721	2422
12	RIOTS (Sec.141 to 153 IPC)				
	Land Dispute	556	133	87	124
	Employee - Govt.	1	0	1	0
	Labour - Private Sector	2	0	0	0
	Labour - Public Sector	1	0	0	0
	Linguistic	2	0	0	0
	Political	64	2	40	3
	Regional	3	0	1	1
	Sectarian	0	1	0	0
	Students	2	3	0	1
	Tribal	1	0	0	0
	Due to Village Disputes	9	5	2	1
	Communal	3	0	0	3
	Industrial	3	0	0	1
	Caste	4	0	0	0
	Agrarian	2	0	0	0
	Others	1297	205	247	238
	Sub Total	1950	349	378	372
13	OFFENCES AGAINST STATE (Sec. 121 to 130, except 124(A) IPC)	0	0	0	0
14	OFFENCES PROMOTING ENEMITY (Sec. 153(A), 154(B) & 505 IPC)	34	5	16	4
15	CRIMINAL BREACH OF TRUST	224	34	22	48

Sl. No.	Heads of Crime	During the current year upto the end of month under review	During the corresponding month of previous year	During the previous month	During the current month
16	CHEATING (Sec.417 to 420 IPC)	2933	575	344	612
17	COUNTERFEITING (Sec. 231 to 263 (A), 489(A) to 489 (E) IPC)				
	Stock Share, Debenture Certificate	0	0	0	0
	Usage of Counterfeit Stamp	0	0	0	0
	Of Coins (Sec 231 to 254 IPC)	0	0	0	0
	Of Stamps (Sec.255 to 263(A) IPC)	0	0	0	0
	Of Currency Notes And Bank Notes (Sec. 489 (A) to 489 (E) IPC)	14	1	5	5
	Of Others	0	0	0	0
	Sub Total	14	1	5	5
18	FORGERY (Sec. 465, 468, 471, 473, 476, 477 & 477(A) IPC				
	Forgery	167	35	35	31
	Organised (Racket)	1	0	0	1
	Forgery of Passport	0	0	0	0
	Other Forgery	74	9	13	19
	Sub Total	242	44	48	51
19	CASES OF HURT (Sec. 323 to 335 IPC except 328, 332, 333)				
	Acid Attack (326(a))	2	0	0	0
	Attempt to Acid Attack (326(b))	1	2	1	0
	Grievous Hurt	646	123	124	115
	Simple Hurt	7800	1255	1371	1481
	Custodial	1	0	1	0
	Sub Total	8450	1380	1497	1596
20	ADULTERATION (Sec. 272, 273 to 276 IPC)				
	Attempt to Commit	0	0	0	0
	Alcoholic Drink (Liquor)	1	0	0	0
	Cement & Chemical/Fertiliser	0	0	0	0
	Cosmetics	0	0	0	0
	Diesel	0	0	0	0
	Drug/Medicine	0	0	0	0
	Edible Oil	0	0	0	0
	Food Grain	0	0	0	0
	Kerosene	0	0	0	0
	Life Saving Drug	0	0	0	0
	Mobile Oil	0	0	0	0
	Petrol	0	0	0	0
	Petroleum Product	0	0	0	0
	Soft Drinks	0	0	0	0
	Spices	0	0	0	0
	Others	7	6	0	2
	Sub Total	8	6	0	2
21	AFFRAY (Sec. 160 IPC)	239	34	55	52
22	ARSON (Sec. 435, 436, 438 IPC)				
	Agricultural Produce	42	2	1	5
	Attempt to Commit	1	0	0	0
	Boat / Ship	0	0	0	0
	Dwelling House	13	2	4	2
	Educational Institution	0	0	0	0
	Govt. Property	4	0	0	1
	Industrial Establishment	2	0	0	1
	Place of worship	2	0	0	1
	Public Place	7	1	2	2
	Railway Property	0	0	0	0
	Vital Installation	0	0	0	0
	Warehouse (Godown)	2	0	0	0
	Others	70	17	12	7
	Sub Total	143	22	19	19
23	ASSAULT (Sec 356, 357 IPC)				
	Attempt To Commit	2	0	1	0
	On Contractor	0	0	0	0
	On Domestic Servant	0	0	0	0
	On Labourer	1	0	0	0
	On Man (General)	5	0	1	1
	On Man (SC)	0	0	0	0
	On Man (ST)	0	0	0	0
	On Manager/Executive (Other Than Public Servant)	0	0	0	0

Sl. No.	Heads of Crime	During the current year upto the end of month under review	During the corresponding month of previous year	During the previous month	During the current month
	On Member of Clergy (Christian, Budhist, Jain, Sikh)	0	0	0	0
	Member of Legislative Assembly / Council (MLA/MLC)	0	0	0	0
	On Member of Parliament (MP)	0	0	0	0
	On other Dignitaries /Public Figures	2	0	0	0
	On Press	1	0	1	0
	On Professional	1	0	0	0
	On Public Servant	1	0	0	0
	On Student	0	0	0	0
	On Teacher	0	0	0	0
	On Women (General)	6	0	1	0
	On Woman (SC)	0	0	0	0
	On Woman (ST)	0	0	0	0
	Sub Total	19	0	4	1
24	COMMUNAL / RELIGION (Sec. 295 to 297 IPC)				
	Attempt to Commit	1	0	0	0
	Caste Issue	6	0	2	1
	Communal Issue	14	3	4	4
	Linguistic Issue	1	0	0	0
	Political Issue	4	0	0	1
	Racial/Ethnic Issue	0	0	0	0
	Regional Issue	3	0	0	1
	Religious Issue	23	2	4	4
	Sectarian Issue	1	0	1	0
	Others	33	1	4	9
	Sub Total	86	6	15	20
25	CRIMINAL CONSPIRACY (Sec. 120(B), 121(A) IPC)				
	Conspiracy To Wage War	1	0	0	0
	Related to Substantive Offence	1	0	0	0
	Others	11	4	1	0
	Sub Total	13	4	1	0
26	CRIMINAL INTIMIDATION (Sec. 504 to 508 IPC)	1021	193	161	218
27	CRIMINAL MISAPPROPRIATION (Sec. 403, 404 IPC)				
	Attempt to Commit	0	0	0	0
	Bank	0	0	0	0
	Business Establishment	2	0	0	2
	Charitable Organisation	0	0	0	0
	Chitfund Organisation	0	0	0	0
	Co-operative Organisation	0	0	0	0
	Commercial Establishment/Shop	0	0	0	0
	Customs Department	0	0	0	0
	Excise Department	0	0	0	0
	Financial Institution	0	0	0	0
	Income Tax Department	0	0	0	0
	Other Government Organisation	1	1	1	0
	Postal Department	0	0	0	0
	Public Sector Undertakings	0	0	0	0
	Railway Department	0	0	0	0
	Revenue Department	0	0	0	0
	Sales Tax Department	0	0	0	0
	Social Organisation (Aided) (N)	0	0	0	0
	Transport Authority	0	0	0	0
	Trust - Other than religious	0	0	0	0

Sl. No.	Heads of Crime	During the current year upto the end of month under review	During the corresponding month of previous year	During the previous month	During the current month
	Trust - Religious	0	0	0	0
	Others	4	1	1	0
	Sub Total	7	2	2	2
28	CRIMINAL TRESPASS (Sec.447 to 452 IPC)				
	Attempt to Commit	5	0	0	1
	Club	1	0	0	0
	Hostel	1	0	1	0
	Hotel	5	1	0	2
	House	287	46	42	78
	Land	601	123	102	161
	Office	32	5	3	6
	Prohibited Places	7	2	2	0
	Religious Place	8	0	1	2
	Restricted Area	9	1	1	2
	Others	99	13	10	16
	Sub Total	1055	191	162	268
29	CRUELTY BY HUSBAND (Sec. 498(A) IPC)				
	Husband	493	100	61	116
	Husband And Relative(S) in Law	661	140	96	163
	Relative(S) in Law	17	2	3	5
	Dowry Harassment	258	37	39	68
	Prevention of Gaming	0	0	0	0
	Sub Total	1429	279	199	352
30	DOWRY DEATHS (Sec.304(B) IPC)				
	By Husband	5	2	0	1
	By Husband And Relatives In Law	29	4	4	5
	By Relatives in Law	0	0	0	0
	By Burning	1	0	0	0
	By Hanging	29	9	8	3
	By Other Means	3	3	2	0
	Sub Total	67	18	14	9
31	DEATHS DUE TO RASHNESS/NEGLIGENCE (Sec.304(A) IPC)				
	Electrocution	11	2	4	2
	Adulterated Food/Drug	0	0	0	0
	Accident by Air	1	0	0	0
	Boat Accident	0	1	0	0
	Bridge/Dam Collapse	0	0	0	0
	Building Collapse	4	0	1	1
	Caused By Animal	1	0	0	0
	Death Due to Other Cause	39	7	5	8
	Electrocution Accident	30	3	10	2
	Explosion Accident	1	0	0	0
	Fire accident	0	0	0	0
	Gas Leakage Accident	2	0	0	1
	Improper Infrastructure In Construction	34	5	5	4
	Improper Medical Treatment	2	0	0	1
	In Custody of Public Servant	0	0	0	0
	In Jail/Judicial Custody	0	0	0	0
	In Police Custody	0	0	0	0
	Industrial Accident (Factory)	1	1	1	0
	Inflammable Substance	0	0	0	0
	Mine Accident	0	0	0	0
	Poisonous Substance	0	0	0	0
	Quarry Accident	1	0	0	1
	Spurious Liquor (Hooch) Accident	0	0	0	0
	Railway Accident	0	0	0	0
	Others	39	8	10	4
	Sub Total	166	27	36	24
32	MOTOR VEHICLE ACCIDENTS FATAL (Sec.304(A) IPC)				
	National Highways	1954	327	384	288
	State Highways	1639	300	301	261
	Other Roads	2130	286	377	331
	Other Places	94	8	20	19
	Sub Total	5817	921	1082	899

Sl. No.	Heads of Crime	During the current year upto the end of month under review	During the corresponding month of previous year	During the previous month	During the current month
33	MOTOR VEHICLE ACCIDENTS NON-FATAL (Sec.279, 337, 338 IPC)				
	National Highways	5183	807	928	846
	State Highways	3770	552	644	640
	Other Roads	6719	1004	1105	1197
	Other Places	247	36	38	44
	Sub Total	15919	2399	2715	2727
34	DEATHS-MISCARRIAGE (Sec.312, 313, 314 IPC)				
	Child	3	0	0	1
	Woman	1	0	0	1
	Women and Child	1	0	1	0
	Sub Total	5	0	1	2
35	DEFENCE FORCES OFFENCES RELATING (also relating to desertion) (Sec.131 to 140, except 136 IPC)				
	Air Force	0	0	0	0
	Army	0	0	0	0
	Navy	0	0	0	0
	Sub Total	0	0	0	0
36	ESCAPE FROM LAWFUL CUSTODY AND RESISTANCE (Sec.224, 225, 225(B) IPC)				
	From Jail Custody	5	0	1	1
	From Police Custody	15	1	4	3
	Others	8	0	0	0
	Sub Total	28	1	5	4
37	IMPERSONATION (Sec.170, 171 IPC)				
	Attempt to Commit	2	1	1	1
	Non-Uniformed Authority	3	0	4	3
	Uniformed Authority	2	0	0	0
	Sub Total	7	1	5	4
38	MISCHIEF (Sec.427 to 440 except 434, 435, 436, 438 IPC)	213	32	30	42
39	MOLESTATION (Sec.354 IPC)				
	Attempt to Commit	49	15	5	11
	Private Place	520	92	75	119
	Public Conveyance	8	1	1	3
	Public Place	1052	172	171	212
	Other Places	1412	297	268	284
	Sub Total	3041	577	520	629
40	POISONING-PROFESSIONAL (Sec. 328 IPC)				
	Attempt to Commit	4	2	1	0
	Fatal	0	0	0	0
	Non Fatal	3	0	0	0
	Sub Total	7	2	1	0
41	PORNOGRAPHY (Sec.292 to 294 IPC)				
	Advertisement	0	0	0	0
	Audio Tape	0	0	0	0
	Book	0	0	0	0
	Computer Software	0	0	0	0
	Figures	0	0	0	0
	Film (Blue)	0	0	0	0
	Painting	0	0	0	0
	Pamphlet	0	0	0	0
	Paper	0	0	0	0
	Photography	0	0	0	0
	Poster	0	0	0	0
	Video Film(Blue)	1	0	0	0
	Others	8	0	1	0
	Sub Total	9	0	1	0
42	PUBLIC JUSTICE (Sec.213 to 215 IPC)	0	1	0	0
43	PUBLIC NUISANCE (Sec.291 and 510 IPC)	63	7	12	15

Sl. No.	Heads of Crime	During the current year upto the end of month under review	During the corresponding month of previous year	During the previous month	During the current month
44	PUBLIC SAFETY (Sec.269 to 271, 277, 283, 289 IPC)	5239	214	553	575
45	OFFENCES AGAINST PUBLIC SERVANTS (Public servant is a victim) (Sec 182-188, 332, 333, 353 IPC)				
	Attempt to Commit	5	3	0	1
	Defence Personnel	3	0	1	1
	Jail Personnel	5	0	1	0
	Judicial Official	1	1	0	0
	Minister	0	0	0	0
	MLA	2	0	0	0
	MP	0	0	0	0
	Nationalised Bank Personnel	0	0	0	0
	Other Elected Member	3	0	0	0
	Other Enforcement Official	2	0	1	0
	Other Govt. Official	221	36	34	44
	Para Military Personnel	1	1	0	0
	Police Personnel	210	28	31	33
	Public Sector Undertaking Official	45	9	6	9
	Sub Total	498	78	74	88
46	OFFENCES BY PUBLIC SERVANTS (EXCEPT CORRUPTION) (Public servant is accused) (Sec.128, 139, 167, 218, 221, 222 IPC)				
	Defence Personnel	0	0	0	0
	Jail Personnel	0	0	0	0
	Judicial Official	0	0	0	0
	Minister	0	0	0	0
	MLA	0	0	0	0
	MP	0	0	0	0
	Nationalised Bank Personnel	0	0	0	0
	Other Elected Member	0	0	0	0
	Other Enforcement Official	0	0	0	0
	Other Govt. Official	2	1	0	1
	Para Military Personnel	0	0	0	0
	Police Personnel	0	0	0	0
	Public Sector Undertaking Official	0	0	0	0
	Others	2	0	0	2
	Sub Total	4	1	0	3
47	NEGLIGENT ACT (Sec.280 to 289, 336 to 338 except 283 IPC)				
	Death Causeed By Electric Shock	37	4	10	8
	Animal -Related	25	3	1	9
	Boat/Vessel - Related	0	1	0	0
	Explosive/Explosive Substances - Related	10	3	0	5
	Inflammable Substance- Related	5	1	2	0
	Machinery - Related	70	6	9	16
	Poisonous Substance - Related	6	0	2	0
	Other - Related	404	95	58	77
	Human - Related	191	36	30	53
	Sub Total	748	149	112	168
48	RECEIVING OF STOLEN PROPERTY (Sec.411 to 414 IPC)	1	0	1	0
49	SEDITION (Sec. 124A IPC)				
	Attempt to Commit	0	0	0	0
	By Foreigner	0	0	0	0
	By National	0	0	0	0
	By National And Foreigner	0	0	0	0
	Sub Total	0	0	0	0

Sl. No.	Heads of Crime	During the current year upto the end of month under review	During the corresponding month of previous year	During the previous month	During the current month
50	INSULTING MODESTY OF WOMEN (EVE TEASING) (Sec.509 IPC)				
	Attempt to Commit	3	0	1	0
	Office	8	0	2	1
	Public Conveyance	2	0	0	0
	Public Place	18	1	2	4
	Other Places	22	3	6	2
	Sub Total	53	4	11	7
51	SUICIDE (Sec.305, 306, 309 IPC)				
	Dowry	6	2	1	0
	Abetment of Suicide	132	24	16	23
	Other Reasons	165	29	26	28
	Attempt to Commit suicide	68	12	11	5
	Sub Total	371	67	54	56
52	UNNATURAL SEX (Sec.377 IPC)				
	Abetment	0	0	0	0
	Animal	2	0	0	0
	Attempt	0	0	0	0
	Major - Man	3	0	0	0
	Major - Woman	1	0	0	1
	Minor - Boy	0	1	0	0
	Minor - Girl	0	0	0	0
	Sub Total	6	1	0	1
53	WRONGFUL RESTRAINT/CONFINEMENT (Sec.341 to 348 IPC)				
	Attempt to Commit	8	0	1	1
	To Extort Confession	1	0	0	0
	To Extort Property	11	3	1	1
	To settle Dispute	12	2	2	3
	Others	188	31	28	33
	Sub Total	220	36	32	38
54	INFANTICIDE (Sec.315, 316 IPC)				
	Male	0	0	0	0
	Female	0	0	0	0
	Sub Total	0	0	0	0
55	OFFENCES RELATED TO MARRIAGE (Sec.493 to 498 IPC)	25	2	5	5
56	BUYING & SELLING MINOR FOR PROSTITUTION (Sec.372, 373 IPC)	0	0	0	0
57	DOCUMENTS & PROPERTY MARKS (Sec.483 to 489 IPC)				
	Documents	1	0	0	0
	Property	0	0	0	0
	Sub Total	1	0	0	0
58	DEFAMATION (Sec.500 to 502 IPC)				
	Persons	3	0	0	1
	Printed Matter	1	0	1	0
	Others	1	0	0	0
	Sub Total	5	0	1	1
59	ELECTION(Sec.171(E) to 171(1) IPC)				
	Assembly	1014	1	385	11
	Parliament	2	0	1	0
	Other Elected Bodies	30	9	6	0
	Sub Total	1046	10	392	11
60	SLAVERY (Sec.370, 371, 374 IPC)				
	Man	0	0	0	0
	Woman	0	1	0	0
	Boy	0	0	0	0
	Girl	0	0	0	0
	Sub Total	0	1	0	0

Sl. No.	Heads of Crime	During the current year upto the end of month under review	During the corresponding month of previous year	During the previous month	During the current month
61	Attempting to commit offences (Sec.511 IPC)				
	Attempting to commit offences	87	20	9	23
	Sub Total	87	20	9	23
62	ILLEGAL DETENTION (Sec.342 IPC)	0	0	0	0
63	FALSE EVIDENCE (Sec.191 to 205 IPC)	11	5	0	1
64	EXPOSURE AND ABANDONMENT OF CHILD (Sec.317 IPC)				
	Boy	12	1	1	1
	Girl	19	7	1	3
	Sub Total	31	8	2	4
65	OF ABETMENT (Sec.107 to 120 IPC)	3	1	1	1
66	FAILURE TO APPEAR TO COURT (Sec.174, 229A IPC)				
	174 A	34	7	1	2
	229 A	102	49	2	4
	Sub Total	136	56	3	6
67	Concealment of birth by secret disposal of Child				
	Girl	15	2	4	1
	Boy	14	2	2	1
	Sub Total	29	4	6	2
68	ASSAULT OR USE OF CRIMINAL FORCE TO DISROBE WOMEN	8	1	1	1
69	Disobedience to Order Promulgated by Public/Servant				
	By Others	73	0	44	0
	By Private Institution	7	0	1	0
	By Govt. Institution	41	1	15	3
	Sub Total	121	1	60	3
70	Human Trafficking				
	Eunuch	0	0	0	0
	Men	0	0	0	0
	Boy	1	1	0	0
	Women	6	1	0	2
	Girl	0	1	0	0
	Sub Total	7	3	0	2
71	Aadhaar Act				
	Impersonation	0	0	0	0
	Offence by Company	0	0	0	0
	Offence by individual	0	0	0	0
	Sub Total	0	0	0	0
72	Giving false information respecting an offence com				
	Giving false information respecting an offence committed	3	1	0	0
	Sub Total	3	1	0	0
	Total Cognizable Crime Under IPC	70290	11074	11748	12955
	B - SPECIAL & LOCAL LAWS				
1	ANTIQUES (CULTURAL PROPERTY)				
	Antiques & Art Treasures Act 1972	0	0	0	0
	Ancient Monument & Archaeological Sites And Remains Act 1958	2	0	0	0
	Sub Total	2	0	0	0
2	ARMS ACT 1959				
	Country Made - Non Prohibited Bore - In Disturbed Area	4	2	0	0
	Country Made - Non Prohibited Bore - In Other Area	57	11	10	8
	Country Made - Prohibited Bore - In Disturbed Area	3	3	0	0
	Country Made - Prohibited Bore - In Other Area	31	3	6	7
	Factory Made - Non Prohibited Bore - In Disturbed Area	2	0	0	0
	Factory Made - Non Prohibited Bore - In Other Area	16	5	2	3
	Factory Made - Prohibited Bore - In Disturbed Area	0	0	0	0
	Factory Made - Prohibited Bore - In Other Area	18	3	1	2
	Sub Total	131	27	19	20

Sl. No.	Heads of Crime	During the current year upto the end of month under review	During the corresponding month of previous year	During the previous month	During the current month
3	ANIMAL				
	The Karnataka Prevention of Slaughter and Preservation of Cattle Ordinance 2020	107	41	7	27
	Wild Life Preservation Act 1972	0	0	0	0
	Wild Life Protection Act 1972	2	0	0	0
	Prevention of Cruelty to Animals Act 1960	90	9	11	24
	Elephant (Preservation) Act 1879	0	0	0	0
	Cattle Trespass Act 1871	0	1	0	0
	Sub Total	199	51	18	51

Sl. No.	Heads of Crime	During the current year upto the end of month under review	During the corresponding month of previous year	During the previous month	During the current month
4	CINEMATOGRAPHY ACT 1952				
	Films	0	0	0	0
	Video	0	0	0	0
	Sub Total	0	0	0	0
5	CONSUMER				
	Liquified Petroleum Gas Supply & Control Order 2000	20	2	0	4
	Consumer (Protection) Act 1986	5	1	0	2
	Essential Commodities Act 1955	220	74	20	51
	Prevention of Food Adulteration Act 1954	2	2	0	0
	Packaged Commodities (Regulation) order 1975	0	0	0	0
	Sub Total	247	79	20	57
6	COPY RIGHT ACT 1957				
	By Company	69	12	7	12
	By Individual	33	9	2	9
	Sub Total	102	21	9	21
7	CIVIL RIGHTS				
	Protection of Civil Rights Act 1955	11	0	0	2
	Sub Total	11	0	0	2
8	SCHEDULED CASTE AND THE SCHEDULED TRIBES				
	Scheduled Caste	537	115	87	96
	Scheduled Tribes	138	21	26	33
	Scheduled Caste Women	216	49	30	49
	Scheduled Tribes Women	60	13	7	14
	Sub Total	951	198	150	192
9	CHILDREN ACT				
	Child Labour (Prohibition & Regulation) Act 1986	67	7	19	18
	Child Marriage (Restraint) Act - 1929	72	21	12	17
	Juvenile Justice Act 1986	43	10	12	7
	Probation of offenders Act 1958	1	0	0	0
	Protection of Children from Sexual Offences Act 2012 (POCSO)	0	0	0	0
	Sub Total	183	38	43	42
10	PREVENTION OF CORRUPTION ACT 1988				
	Public Servant - Elected	0	0	0	0
	Public Servant - Gazetted - Central	0	0	0	0
	Public Servant - Gazetted - Defence	0	0	0	0
	Public Servant - Gazetted - Public Sector Undertaking	0	0	0	0
	Public Servant - Gazetted - State	0	0	0	0
	Public Servant - Non-Gazetted - Central	0	0	0	0
	Public Servant - Non-Gazetted - Defence	0	0	0	0
	Public Servant - Non-Gazetted - State	0	0	0	0
	Sub Total	0	0	0	0
11	CUSTOMS				
	Customs Act 1962	0	0	0	0
	Import/Export (Control) Act 1947	0	0	0	0
	Sub Total	0	0	0	0
12	Explosives				
	Explosives Substances Act 1908	15	6	3	4
	Explosives Act 1884	8	3	0	1
	Inflammable Substance Act 1952	0	0	0	0
	Sub Total	23	9	3	5
13	FOREIGN EXCHANGE				
	Smugglers and Foreign Exchange Manipulator Act 1976	0	0	0	0
	Foreign Exchange Regulation Act 1973	0	0	0	0
	Foreign Exchange Regulation Act 1952	0	0	0	0
	Sub Total	0	0	0	0
14	FOREIGNER				
	Foreigners Act 1946	7	2	0	0

Sl. No.	Heads of Crime	During the current year upto the end of month under review	During the corresponding month of previous year	During the previous month	During the current month
	Registration of Foreigners Act 1939	0	0	0	0
	Sub Total	7	2	0	0
15	FOREST				
	Indian Forest Act 1927	1	0	1	0
	Forest (Conservation) Act 1980	7	0	0	1
	Sub Total	8	0	1	1
16	HIJACKING				
	Foreign Aircraft - In India	0	0	0	0
	Foreign Aircraft - Outside India	0	0	0	0
	Indian Aircraft - In India	0	0	0	0
	Indian Aircraft - Outside India	0	0	0	0
	Sub Total	0	0	0	0
17	IMMORAL TRAFFIC				
	Organised	79	8	15	24
	Un-Organised	46	6	7	10
	Sub Total	125	14	22	34
18	BONDED LABOUR SYSTEM	29	1	1	1
19	INDIAN MOTOR VEHICLE	2	0	1	0
20	NARCOTIC DRUGS & PSYCHOTROPIC SUBSTANCES ACT				
	Cultivated/Processed	2170	338	293	827
	Synthetic	1495	321	149	463
	Sub Total	3665	659	442	1290
21	PASSPORT ACT				
	Foreigner	0	0	0	0
	Indian	5	0	3	0
	Sub Total	5	0	3	0
22	REPRESENTATIVE OF PEOPLE ACT 1951 & 1988				
	Assembly	309	0	171	0
	Parliament	0	0	0	0
	Other Elected Bodies	17	3	9	0
	Sub Total	326	3	180	0
23	KARNATAKA POLICE ACT 1963				
	Gambling - Matka (78 Class C)	2662	544	315	700
	Street Gambling (87)	2754	462	261	578
	House Gambling (79 & 80)	119	18	8	46
	Betting	316	12	73	12
	Others	821	30	57	43
	Sub Total	6672	1066	714	1379
24	PREVENTION OF DAMAGE TO PUBLIC PROPERTY ACT 1984	64	11	10	12
25	POST & TELEGRAPH, TELEGRAPH WIRES (UNLAWFUL POSSESSION) ACT 1980	8	0	3	1
26	OFFICIAL SECURITY RELATED ACTS				
	Official Secrets Act 1923	0	0	0	0
	Essential Services Maintenance Act 1981	0	0	0	0
	Sub Total	0	0	0	0
27	PREVENTION OF TERRORISM ACT (POTA)	0	0	0	0
28	RAILWAYS ACT				
	Indian Railways Act 1989	2	1	0	0
	Railway Property (Unlawful Possession) Act 1966	1	0	0	1
	Sub Total	3	1	0	1
29	UNLAWFUL ACTIVITIES (Prevention) Act 1967	0	0	0	0
30	CRIMES RELATED TO WOMEN				
	Dowry Prohibition	983	200	137	212
	Commission of SATI (Prevention) Act 1987	1	0	0	1
	Indecent Representation of Women (Prohibition) Act 1986	0	1	0	0
	Sub Total	984	201	137	213
31	INDIAN LUNACY ACT	0	0	0	0

Sl. No.	Heads of Crime	During the current year upto the end of month under review	During the corresponding month of previous year	During the previous month	During the current month
32	INDIAN ELECTRICITY ACT	14	0	0	3
33	COTPA, CIGARETTES AND OTHER TOBACCO PRODUCTS	607	16	37	457
34	KARNATAKA STATE LOCAL ACTS				
	Karnataka Epidemic Diseases Act 2020	1	0	0	0
	Banning of Unregulated Deposit Schemes Act	0	2	0	0
	The Karnataka Prevention of Dangerous Activities of Bootleggers, Drug-offenders, Gamblers, Goonda Act	0	0	0	0
	Karnataka Cow Slaughters Act	151	55	7	51
	Motor Spirit and High Speed Diesel (Regulation of supply, Distribution and Prevention of Malpractice	0	0	0	0
	Karnataka Prevention of Slaughter and Preservation of Cattle Act 2020	130	39	10	40
	Disaster Management Act 2005	2	0	2	0
	Karnataka Excise Act 1965	6009	806	675	776
	Karnataka Forest Act 1963	32	6	4	2
	Karnataka Education Act 1983 As Amended Upto Date	6	0	2	0
	Karnataka Kerosene Restriction Unuse Act 1956	0	0	0	0
	Karnataka University Act	0	0	0	0
	Karnataka Corruption Act	1	0	0	1
	Karnataka Medical Registration Act 1965	1	0	0	1
	Karnataka Land & Revenue Act 1964 & 2007	12	3	0	3
	Karnataka Kerosene Dealers License Order 1969	0	0	0	0
	Karnataka Society Registration Act	0	0	0	0
	Karnataka Minor Mineral Consistent Rule 1994	31	2	0	12
	Bangalore Development Authority Act	1	0	0	1
	Karnataka Prohibition of Beggery Act 1975	15	0	1	0
	Karnataka Municipalities Act 1964	1	0	0	0
	Karnataka Irrigation Act 1963	3	0	1	0
	Karnataka Fire Force act 1964	3	1	0	3
	Karnataka Consumer Protection Act 1986	0	0	0	0
	Karnataka Lottery Act	37	3	3	9
	Karnataka Weight & Measurement Act	0	0	0	0
	Karnataka Agriculture Marketing Regulation Act	0	0	0	0
	Karnataka Revenue Act	0	0	0	0
	Karnataka Mining Act	6	0	0	0
	Karnataka Betting Tax Act	0	0	0	0
	Karnataka Panchayat Raj Act	0	0	0	0
	Karnataka Open Place Disfigurement Act 1951	270	8	39	2
	Karnataka Right To Information Act 2000 & 2008	0	0	0	0
	Karnataka Urban Development Act 1987	0	0	0	0
	Karnataka Town & City Planning Act 1961	0	0	0	0
	Karnataka Race Betting Act	0	0	0	0
	Karnataka Devadasi's (Prohibition Of Dedication) Act 1982	1	0	0	0
	Cooperative Society Act	1	0	1	0
	Karnataka Entertainment Tax Act 1958	3	0	0	0
	Karnataka Land Acquisition (Prohibition) Act 2007	1	0	0	0
	Karnataka Money Lender Act 1961	2	0	1	0
	Karnataka Stamp Act 1957	0	0	0	0
	Karnataka Prisoners Act 1963 & 1974	22	3	0	1
	Karnataka Private Medical Institution Act 2007	1	0	0	0
	MMRD (Mines & Minerals Regulation Development) Act 1957	52	8	7	11
	Karnataka Treasure Trove Act 1962	2	0	0	0
	Karnataka Prohibition of Charging Exorbitant Interest Act 2004	5	5	2	0
	Karnataka Ayurvedic And Unani Pract. Regis. & Medical Prac. Misc. Prov. Act	0	0	0	0
	Other Local Acts	110	7	29	17
	Sub Total	6912	948	784	930

Sl. No.	Heads of Crime	During the current year upto the end of month under review	During the corresponding month of previous year	During the previous month	During the current month
35	CYBER CRIME				
	Information Technology Act 2000, 2009	9348	964	1570	1759
	Sub Total	9348	964	1570	1759
36	NATIONAL SECURITY ACT	0	0	0	0
37	POCSO				
	Custodial Rape	0	0	0	0
	Gang Rape	4	1	0	0
	Rape with Murder	1	0	0	0
	Rape	1175	211	206	209
	Others	462	81	88	72
	Sub Total	1642	293	294	281
	Total (Item 1 to 36)	32270	4602	4461	6752
C. CRIMES AGAINST WOMEN					
1	Rape (Sec. 376 IPC)				
	1.1 Custodial Rape	0	0	0	0
	1.2 Gang Rape	4	0	0	2
	1.3 other Cases of Rape	287	48	47	67
	Sub Total	291	48	47	69
2	Outraging modesty (Molestation) (sec.354 IPC)	3041	577	520	629
3	Kidnapping & Abduction of Women: (Sec.366 IPC)	76	18	12	21
4	Insulting modesty (Eve-Teasing) (Sec.294 & 509 IPC if victim is a woman)	53	4	11	7
5	Murder for Dowry - by burning (Sec.302 IPC)	0	0	0	0
6	Murder for Dowry - by other means (Sec.302 IPC)	5	2	1	1
7	Murder for other reasons	202	38	33	34
8	Attempt to Commit Murder for dowry by burning (Sec.307 IPC)	0	0	0	0
9	Attempt to Commit Murder for dowry by other means (Sec.307 IPC)	26	9	6	5
10	Attempt to Commit murder for other reasons	401	63	60	93
11	Dowry Death-by burning (Sec.304-B IPC)	1	0	0	0
12	Dowry Death-by other Means (Sec.304(B) IPC)	66	18	14	9
13	Cruelty by Husband or Relatives of Husband (Sec.498-A IPC)	1429	279	199	352
14	Abetment of Suicide (Sec.306 IPC)	73	8	9	11
15	Immoral Traffic (prevention) Act.	125	14	22	34
16	Indecent Representation of Women(Prohibition) Act-1986	0	1	0	0
17	Pornography	2	0	0	0
18	Offences against Public Servants (Sec.182-188-333-353 IPC)	55	11	7	10
19	Offences related to Marriage	19	2	3	4
20	Cyber Crimes	3405	322	584	656
	Total (Item 1 to 20)	9270	1414	1528	1935

Sl. No.	Heads of Crime	During the current year upto the end of month under review	During the corresponding month of previous year	During the previous month	During the current month
<u>D.CRIME AGAINST CHILDREN</u>					
1	Infanticide/ Foeticide (Sec. 315 & 316 IPC)	0	0	0	0
2	Rape on Minor	0	0	0	0
3	Exposure & abandonment (Sec. 317 IPC)	31	8	2	4
4	Kidnapping & Abduction of Children	1590	264	311	310
4.1	For Ransom - of Children	2	2	0	0
4.2	of Children - for begging	0	0	0	0
4.3	of Girls - Immoral Purpose	1	0	1	0
4.4	With intent to Steal from Child	0	0	0	0
4.5	Lawful Guardianship	1	0	0	0
4.6	Procuration of Minor Girls - For Prostitution	0	0	0	0
4.7	Procuration of Minor Girls - Importing of Girl	1	0	0	0
4.8	Procuration of Minor Girls - For Other Purposes	6	0	1	2
	Sub Total	1601	266	313	312
5	Selling of girls for Prostitution (Sec.372 IPC)	0	0	0	0
6	The Prohibition of Child Marriage Act - 2006	72	21	12	17
7	POCSO Act	1642	293	294	281
8	Death of Children due to miscarriage	5	0	1	2
9	Juvenile Justice Act	43	10	12	7
10	Child Labour (Pro.& Reg.) Act	67	7	19	18
11	Probation of Offenders Act	1	0	0	0
	Total (Item 1 to 11)	3462	605	653	641

Sl. No.	Heads of Crime	During the current year upto the end of month under review	During the corresponding month of previous year	During the previous month	During the current month
<u>E. CRIME AGAINST SCHEDULED CASTES / TRIBES BY NON SCs/STs</u>					
1	Murder	43	11	7	10
2	Rape	105	24	19	26
3	Kidnapping	25	3	0	4
4	Offences under the Protection of Civil Rights Act.	4	2	1	0
5	Offences under the SC & ST (prevention of Atrocities) Act 1989 (if the victim is SC)	774	158	123	152
	Total (Item 1 to 5)	951	198	150	192

G. MOTOR VEHICLE ACCIDENTS (DURING JUNE 2023)

Sl.No.	Location of Accidents	No. of Cases			No. of Persons		
		Fatal	Non-Fatal	Total	Killed	Injured	Total
1	National Highways	288	846	1134	347	1487	1834
2	State Highways	261	640	901	280	1192	1472
3	Other Roads	350	1241	1591	357	1728	2085
	TOTAL	899	2727	3626	984	4407	5391

1. 899 Fatal cases have been reported in June 2023, on an average 30 fatal cases reported per day.
2. 2727 Non Fatal cases have been reported in June 2023, on an average 91 non fatal cases reported per day
3. Out of 899 fatal cases reported 288 of the cases are on National Highways.
4. Out of 2727 non fatal cases reported 846 of the cases are on National Highways.
5. Out of 984 persons killed in road accidents 347 persons killed in National highways, i.e., 35% persons killed in National highways
6. Out of 4407 persons injured in road accidents 1487 persons injured in National highways, i.e., 34% Persons injured in National highways

KARNATAKA SAKALA SERVICES ACT, 2011 AND (AMENDMENT) ACT, 2014**Unitwise - Month wise Report on Receipts & Disposals - June - 2023**

Police Department has implemented 24 SAKALA Services through PoliceIT Application. The district wise details of received, disposed and overdue status of services for June 2023 as on 30.06.2023 are as under.

SI No	District	No. of SAKALA Receipts during the Month	No. of SAKALA Disposals during the Month	No. of Pendency After due date as on 30.06.2023
1	Bengaluru City	31796	29095	9
2	Belagavi City	4191	3375	301
3	Hubli-Dharwad City	1188	904	0
4	Mysore City	4639	4099	37
5	Mangalore City	3017	2805	81
6	Bagalkot	1787	1452	7
7	Ballari	1177	1223	34
8	Belagavi	1802	1594	106
9	Bengaluru Rural	2788	2324	253
10	Bidar	1382	1281	0
11	Chamarajanagar	1349	1383	6
12	Chikkaballapura	1979	1629	4
13	Chikkamagaluru	2033	1999	2
14	Chitradurga	1886	1891	32
15	Dakshina Kannada	878	907	2
16	Davanagere	2353	1870	0
17	Dharwad	1018	901	0
18	Gadag	850	804	0
19	Hassan	3150	2850	39
20	Haveri	1371	1199	29
21	Kalaburagi	1277	1207	73
22	Kodagu	1076	1110	1
23	Kolar	1993	1593	41
24	KGF	937	776	9
25	Koppal	1095	819	0
26	Mandya	3048	2760	15
27	Mysuru	2178	2413	8
28	Raichur	936	920	17
29	Ramanagara	2467	2022	25
30	Shivamogga	3194	2467	30
31	Tumakuru	3436	3473	46
32	Udupi	1987	2015	0
33	Uttara Kannada	2869	2748	1
34	VijayaNagara	1227	1169	10
35	Vijayapura	2569	2284	6
36	Yadgir	562	550	87
	Total	101485	91911	1311

KARNATAKA SAKALA SERVICES ACT, 2011 AND (AMENDMENT) ACT, 2014**Unitwise - Month wise Report on Receipts & Disposals - June - 2023**

Police Department has implemented 24 SAKALA Services through PoliceIT Application. The Service wise details of received, disposed and overdue status of services for June 2023 as on 30.06.2023 are as under

Sl. No	Service Name	Stipulated Time	No. of Receipts During the Month	No. of Disposal During the Month
1	Arms License Issue and Renewal Verification	30	10	0
2	Certification of Finger Print	20	2	2
3	Disposal of Petitions	45	30258	25643
4	Issue of copy of FIR to the complainant	1	20848	20818
5	License for Amplified Sound System	3	191	186
6	License for Amusement	15	0	0
7	Missing Report of documents, Mobile phone etc	1	8203	8203
8	No objection to return to India permission in respect of Tibetans	20	1	0
9	No obligation to return to India (NORI) Certificate	20	0	0
10	NOC for Crackers License	7	6	6
11	NoC for Passport Verification	20	686	619
12	NOC for petrol pump,gas agency,hotel,bar etc.	7	3	2
13	NOC for Residencial Permit Extension	7	0	0
14	NOC required for setting up of Petroleum, Diesel and Naphtha, Sale, Transport	21	0	0
15	Permission for Peaceful Assembly and procession	15	0	0
16	Police Clearance Certificate for going abroad (Visa for studies)/ Police Clearance Certificate for Foreign Nationals	20	327	360
17	Police verification Certificate for Coolies/Loader/Class IV Security Staff/ Supervisor at Airport (Individual applicants only)	20	8483	7817
18	Police Verification Certificate for domestic servants/house keeping	20	27	39
19	Police Verification Certificate for Institutions/ Companies	20	94	85
20	Police verification Certificate for Marriage Alliances	20	20	16
21	Police verification Certificate for Training Apprenticeship at Public Undertakings /for trainees/ Workers working on daily wages at Govt. Institutions	20	3119	2709
22	PVC for Central /State Govt. employees if request is received directly by the employee	20	907	649
23	Service Verification	20	28300	24757
24	Temporary Licence for Sale of Crackers	7	0	0
	Total		101485	91911

Comparitive Crime Statement 17 for the Years 2021, 2022, and 2023

KARNATAKA STATE	2021														2022														2023 As on 30/06/2023													
	Rep	Fal	Tr	Tru	NI	Con	Dis/ACQ	Com	PT	UI	Un	OD	AB	Rep	Fal	Tr	Tru	NI	Con	Dis/ACQ	Com	PT	UI	Un	OD	AB	Rep	Fal	Tr	Tru	NI	Con	Dis/ACQ	Com	PT	UI	Un	OD	AB			
PART-I (IPC Cases)																																										
Murder	1348	63	28	1258	0	7	52	0	1059	53	42	3	42	1375	55	33	1287	0	0	10	0	1122	117	5	1	32	661	3	13	645	0	0	0	0	280	362	0	0	3			
Attempt to murder	2449	150	9	2290	0	11	85	7	2066	63	34	7	17	2870	111	8	2751	0	4	27	6	1988	698	12	13	3	1403	21	3	1379	0	0	0	0	283	1094	0	1	1			
C.H.Not Amounting to murder	88	8	0	80	0	0	4	0	69	5	0	0	2	94	10	2	82	0	0	0	0	57	23	0	0	2	28	0	0	28	0	0	0	0	5	23	0	0	0			
Dacoity	180	19	3	158	0	0	4	0	127	17	10	0	0	222	14	4	204	0	0	0	0	128	71	5	0	0	83	0	2	81	0	0	0	0	18	63	0	0	0			
Preparation And Assembly For Dacoity	389	0	0	389	0	1	4	0	379	4	1	0	0	293	0	0	293	0	0	2	0	270	21	0	0	0	63	0	0	63	0	0	0	0	25	38	0	0	0			
Robbery	978	31	22	925	0	3	15	1	703	41	161	0	1	1067	33	11	1023	0	1	5	3	669	272	69	4	0	509	6	1	502	0	0	0	0	113	389	0	0	0			
Chain Snatching	664	13	5	646	0	1	8	0	456	25	156	0	0	669	3	8	658	0	1	3	1	388	211	53	1	0	303	2	2	299	0	0	0	0	43	256	0	0	0			
H.B.T by day	805	26	2	777	0	7	10	1	379	30	347	1	2	991	27	0	964	0	2	3	0	346	334	277	2	0	519	4	0	515	0	0	0	0	46	460	9	0	0			
H.B.T by night	4015	40	3	3972	0	28	30	5	1544	149	2210	2	4	4435	36	3	4396	0	12	5	2	1289	1470	1615	2	1	2155	8	0	2147	0	0	0	0	127	1937	83	0	0			
House theft	914	51	2	861	0	4	12	5	371	11	454	3	1	1294	59	1	1234	0	3	4	3	374	204	645	1	0	939	12	0	927	0	0	0	0	65	783	78	1	0			
Ordinary Theft	15908	374	199	15335	0	331	219	1587	4344	173	8550	115	16	19464	437	295	18732	0	181	92	1019	5099	3120	9114	100	7	9528	120	76	9332	0	5	2	10	754	7501	1055	5	0			
Cattle thefts	412	5	3	404	0	4	4	21	179	15	179	2	0	478	8	1	469	0	0	5	9	170	117	164	2	2	152	0	0	152	0	0	0	0	7	138	7	0	0			
Receiving stolen Property	1	0	0	1	0	0	0	0	1	0	0	0	0	2	0	0	2	0	1	0	0	0	0	0	1	0	1	0	0	1	0	0	0	0	0	1	0	0	0			
Cheating	5423	1532	153	3738	0	11	10	68	1907	1168	481	81	12	6407	1299	152	4956	1	8	8	25	1263	3288	322	36	6	2933	152	34	2747	0	0	0	0	90	2638	13	6	0			
Cr.Br.Trust	478	130	9	339	0	0	1	5	168	141	15	9	0	462	77	7	378	0	0	0	1	96	270	6	5	0	224	4	0	220	0	0	0	0	9	211	0	0	0			
C.C.Notes	33	0	0	33	0	0	0	0	17	2	14	0	0	29	0	0	29	0	0	0	0	9	11	9	0	0	14	0	1	13	0	0	0	0	3	10	0	0	0			
Sub Total - PART-I	34085	2442	438	31206	0	408	458	1700	13769	1897	12654	223	97	40152	2169	525	37458	1	213	164	1069	13268	10227	12296	168	53	19515	332	132	19051	0	5	2	10	1868	15904	1245	13	4			
PART-II (IPC Cases)																																										
304(A),IPC	9867	95	18	9754	2	327	451	12	7001	63	831	11	1058	11309	71	19	11219	2	175	109	6	7959	1458	644	9	859	5984	9	14	5961	0	5	1	0	1161	4684	24	3	83			
279,337,338 IPC	25197	198	18	24981	0	14289	225	258	9175	84	828	48	74	28917	193	20	28704	0	10713	126	213	14666	2087	811	50	38	15918	14	5	15899	0	850	4	4	4614	10369	56	0	2			
Rioting	3972	356	5	3611	2	10	290	49	3153	70	25	11	3	3931	281	9	3641	0	5	70	14	2579	948	22	3	0	1950	28	1	1921	0	0	0	1	242	1678	0	0	0			
Hurts	13328	674	16	12639	1	77	1325	359	10551	85	189	28	25	15334	698	21	14615	0	38	445	192	11974	1789	147	19	11	8449	114	8	8327	0	2	3	8	2035	6256	21	1	1			
Acid Attack (326(a))	2	1	0	1	0	0	0	0	0	0	1	0	0	7	1	0	6	0	0	0	0	6	0	0	0	0	2	0	0	2	0	0	0	0	1	1	0	0	0			
Kidnapping	2775	2391	39	345	1	3	24	1	186	101	29	1	0	3276	2661	37	578	0	1	11	1	192	352	16	2	1	1774	658	10	1106	0	0	0	0	34	1071	1	0	0			
304(B) IPC	157	5	0	152	0	0	10	0	140	1	0	0	1	161	9	1	151	0	0	1	0	135	15	0	0	0	67	1	1	65	0	0	0	0	28	37	0	0	0			
498 (A) IPC	2292	214	60	2018	0	4	226	18	1715	38	0	11	6	2790	180	57	2553	0	4	53	10	2009	467	0	5	5	1429	24	14	1391	0	0	0	0	276	1113	0	2	0			
354 IPC Molestation	4914	406	26	4483	0	12	328	34	3992	76	20	10	11	5869	418	24	5427	1	1	103	14	4234	1042	26	6	1	3040	55	9	2976	0	0	2	1	504	2466	2	1	0			
Rape	556	26	29	501	0	1	33	0	446	7	3	9	2	537	39	30	468	0	0	4	0	402	59	0	3	0	291	4	13	274	0	0	0	0	85	188	0	1	0			
353 IPC	1111	48	3	1060	0	20	25	0	942	36	32	3	2	993	30	0	963	0	9	3	1	695	249	5	0	1	498	4	1	493	0	1	0	0	87	403	0	2	0			
Other IPC	15764	1220	52	14492	0	4965	297	323	7733	530	532	64	48	14101	1033	74	12995	0	3925	75	221	5829	2467	424	36	18	11374	144	19	11211	0	1618	0	29	3712	5818	31	1	2			
Sub Total - PART-II	79935	5634	266	74037	6	19708	3234	1054	45034	1091	2490	196	1230	87225	5614	292	81320	3	14871	1000	672	50680	10933	2095	133	934	50776	1055	95	49626	0	2476	10	43	12779	34084	135	11	88			
PAR (Cr.PC)	22159	0	0	22159	8585	336	13238							41376	0	0	41376	17324	452	23600							32325	0	0	32325	19558	123	12644									

KARNATAKA STATE													2021													2022													2023 As on 30/06/2023												
Head Name	Rep	Fal	Tr	Tru	NI	Con	Dis/ACQ	Com	PT	UI	Un	OD	AB	Rep	Fal	Tr	Tru	NI	Con	Dis/ACQ	Com	PT	UI	Un	OD	AB	Rep	Fal	Tr	Tru	NI	Con	Dis/ACQ	Com	PT	UI	Un	OD	AB												
PART-III (SLL Cases)																																																			
Arms Act	366	4	1	361	0	5	10	0	325	12	7	1	1	272	6	1	265	0	0	0	0	191	72	1	1	0	131	1	0	130	0	0	0	0	33	97	0	0	0												
Cow Slaughter	541	4	1	536	0	20	5	0	482	12	14	1	2	406	2	1	403	0	5	0	1	296	88	11	2	0	151	0	1	150	0	0	0	0	26	124	0	0	0												
Animal Sacrifice Act	311	11	4	296	0	22	2	2	240	7	19	2	2	463	16	2	445	0	10	1	1	307	105	20	1	0	199	1	1	197	0	2	0	0	43	151	1	0	0												
P.I.T Act	232	2	0	230	0	1	3	0	223	2	0	1	0	241	1	0	240	0	3	0	0	196	40	1	0	0	125	1	1	123	0	0	0	0	32	91	0	0	0												
POCSO	2871	38	88	2745	0	76	671	4	1958	9	6	4	17	3156	44	96	3016	0	31	255	3	2637	63	5	11	11	1642	5	58	1579	0	0	8	0	847	721	0	2	1												
K.P Act	336	5	0	331	0	124	4	0	198	1	1	2	1	460	4	1	455	0	101	2	1	310	32	2	6	1	821	33	0	788	0	32	1	0	222	530	1	2	0												
E.C Act	472	18	2	452	0	0	8	0	401	40	0	3	0	812	12	3	797	0	1	0	0	483	303	3	7	0	220	1	1	218	0	0	0	0	24	191	0	3	0												
SC/ST/Act	1750	297	48	1405	2	3	111	3	1236	37	5	9	1	2136	304	120	1712	1	2	27	2	1459	214	3	4	1	951	49	19	883	0	0	1	0	336	544	0	2	0												
Explosive Act	183	19	0	164	0	15	1	1	111	14	19	2	1	61	2	0	59	0	1	0	0	18	36	4	0	0	23	1	0	22	0	0	0	0	2	20	0	0	0												
N.D.P.S Act	5789	5	0	5784	0	1601	45	49	4008	24	5	41	11	6406	12	5	6389	0	1582	19	46	4468	240	9	24	1	3665	2	1	3662	0	263	1	1	2080	1316	0	0	1												
TADA Act	0	0	0	0	0	0	0	0	0	0	0	0	0	0	0	0	0	0	0	0	0	0	0	0	0	0	0	0	0	0	0	0	0	0	0	0	0	0	0	0											
PCR Act	2	2	0	0	0	0	0	0	0	0	0	0	0	4	1	0	3	0	0	0	0	2	1	0	0	0	11	0	0	11	0	0	0	0	1	10	0	0	0												
R.P.Act	37	5	2	30	0	4	0	0	17	4	5	0	0	6	2	0	4	0	0	0	0	2	2	0	0	0	326	4	1	321	0	1	0	0	50	267	2	1	0												
Children Act	400	45	25	330	0	14	12	1	286	13	1	3	0	356	29	14	313	0	11	2	0	222	75	1	2	0	183	7	3	173	0	0	0	0	14	159	0	0	0												
Sati Act	0	0	0	0	0	0	0	0	0	0	0	0	0	0	0	0	0	0	0	0	0	0	0	0	0	0	0	0	0	0	0	0	0	0	0	0	0	0	0	0											
Cinema Autography Act	0	0	0	0	0	0	0	0	0	0	0	0	0	1	1	0	0	0	0	0	0	0	0	0	0	0	0	0	0	0	0	0	0	0	0	0	0	0	0	0	0										
Gambling Act	14081	2	2	14077	0	7636	142	75	6120	24	3	66	11	13044	1	0	13043	0	4715	40	49	8001	197	0	35	6	5851	0	0	5851	0	407	1	5	3382	2055	0	1	0												
Excise Act	7523	1	0	7522	0	2831	222	88	4310	16	6	20	29	8866	0	0	8866	0	3248	108	58	5197	188	1	47	19	6009	1	0	6008	0	352	6	9	2414	3227	0	0	0												
D.P Act	1872	129	82	1661	0	0	121	20	1418	79	1	21	1	2229	139	55	2035	0	0	29	11	1470	507	0	17	1	983	5	16	962	0	0	0	0	127	833	0	2	0												
Other Special and Local Laws	13022	226	32	12764	0	1764	100	2015	2896	1178	4719	78	14	14479	163	17	14299	0	259	13	1043	1795	6730	4441	12	6	10979	23	3	10953	0	23	0	6	649	10155	119	0	1												
Sub Total - PART-III	49788	813	287	48688	2	14116	1457	2258	24229	1472	4811	254	91	53398	739	315	52344	1	9969	496	1215	27054	8893	4502	169	46	32270	134	105	32031	0	1080	18	21	10282	20491	123	13	3												
PART-IV (Cr.PC)																																																			
107 Cr.p.C	0	0	0	0	0	0	0	0	0	0	0	0	0	1	0	0	1	0	0	0	0	1	0	0	0	0	0	0	0	0	0	0	0	0	0	0	0	0	0	0											
109 Cr.p.c	2	0	0	2	0	1	0	0	1	0	0	0	0	1	0	0	1	0	1	0	0	0	0	0	0	0	0	0	0	0	0	0	0	0	0	0	0	0	0	0											
110 Cr.P.C	1	0	0	1	0	0	0	0	0	0	0	0	0	0	0	0	0	0	0	0	0	0	0	0	0	0	0	0	0	0	0	0	0	0	0	0	0	0	0	0											
145 CR.P.C	0	0	0	0	0	0	0	0	0	0	0	0	0	0	0	0	0	0	0	0	0	0	0	0	0	0	0	0	0	0	0	0	0	0	0	0	0	0	0	0											
151 Cr.p.c	0	0	0	0	0	0	0	0	0	0	0	0	0	0	0	0	0	0	0	0	0	0	0	0	0	0	1	0	0	1	0	0	0	0	0	0	0	1	0	0											
41(1)(d) 102 Cr.P.C	84	3	9	72	0	6	0	6	35	0	0	25	0	80	2	15	63	0	3	0	2	34	11	0	12	1	24	0	3	21	0	0	0	0	3	17	0	1	0												
Other Cr.P.C	8	0	1	7	0	2	0	0	3	1	0	1	0	4	1	1	2	0	0	0	0	2	0	0	0	0	1	0	0	1	0	0	0	0	0	0	0	1	0	0											
Sub Total - PART-IV	95	3	10	82	0	9	0	6	39	1	0	26	0	86	3	16	67	0	4	0	2	37	11	0	12	1	26	0	3	23	0	0	0	0	3	19	0	1	0												
Grand Total	163903	8892	1001	154013	8	34241	5149	5018	83071	4461	19955	699	1418	180861	8525	1148	171189	5	25057	1660	2958	91039	30064	18893	482	1034	102587	1521	335	100731	0	3561	30	74	24932	70498	1503	38	95												
PART-V (Missing Cases)																																																			
Head Name	Rep	Fal	Tr	Tru	UI	Tra	Untra							Rep	Fal	Tr	Tru	UI	Tra	Untra							Rep	Fal	Tr	Tru	UI	Tra	Untra																		
Missing Person	15158	181	16	14957	573	13814	570							17696	158	23	17514	1827	15611	76						9849	61	7	9779	2700	7077	2																			
PART-VI (PAR Cases)																																																			
Head Name	Rep	Fal	Tr	Tru	UI	OD	BO							Rep	Fal	Tr	Tru	UI	OD	BO							Rep	Fal	Tr	Tru	UI	OD	BO																		
PAR (Cr.PC)	22159	0	0	22159	8585	336	13238							41376	0	0	41376	17324	452	23600						32325	0	0	32325	19558	123	12644																			

Police IT Monthly Progress Report as on June- 2023

PoliceIT Pragathi - 01.01.2022 to 30.06.2023

Rank	Score	(5)		(3)		(2)		(5)		(5)		(5)		(5)		(5)		(5)		(5)		(5)		(40)		(100)		Total	Previous Month Rank			
		Name of the Unit/District		FIR		UDR		PAR		Property Seizure/PF		Crime Details/Spot Mahazar		Arrest/Surrender		Charge Sheet		Final Report B, C & UDR		Total MoB		Total History Sheet		Total Rowdy Sheet		Court Disposal				UI Cases (From 2011-2022)		Data Quality (Given by SCRB)
		Actual	In PIT	Actual	In PIT	Actual	In PIT	Actual	In PIT	Actual	In PIT	Actual	In PIT	Actual	In PIT	Actual	In PIT	Actual	In PIT	Actual	In PIT	Actual	In PIT	Actual	In PIT	Actual	In PIT			Actual	In PIT	in PIT
1	2	3	5	6	8	9	11	12	14	15	17	18	20	21	23	24	26	27	29	30	32	33	35	36	38	39	41	42	43	44		
1	Kalaburagi City	3669	3669	322	322	934	934	2019	2019	3770	3770	3417	3417	1824	1824	531	531	2366	2366	43	43	1447	1447	697	697	872	872	40.000	100.000	1	◀▶	
1	Bagalkot	4981	4981	802	802	1417	1417	3223	3223	5778	5778	3161	3161	2563	2563	826	826	166	166	4	4	76	76	896	896	686	686	40.000	100.000	1	◀▶	
1	Gadag	3309	3309	555	555	1801	1801	2097	2097	3820	3820	2807	2807	1922	1922	531	531	1317	1317	20	20	482	482	1891	1891	325	325	40.000	100.000	2	▲	
1	DCP SouthEast DIV, Bengaluru City	8709	8709	1027	1027	763	763	2661	2661	9634	9634	3614	3614	3172	3172	1939	1939	4884	4884	14	14	869	869	716	716	1473	1473	40.000	100.000	1	◀▶	
1	Belagavi City	3636	3636	613	613	815	815	1338	1338	4243	4243	2252	2252	1498	1498	696	696	2413	2413	18	18	1058	1058	484	484	716	716	40.000	100.000	1	◀▶	
1	DCP West DIV, Bengaluru City	11770	11770	1739	1739	1704	1704	3928	3928	11921	11921	7411	7411	5033	5033	4115	4115	2997	2997	28	28	1377	1377	1981	1981	1097	1097	40.000	100.000	1	◀▶	
1	Raichur	6420	6420	595	595	1678	1678	4717	4717	5510	5510	3144	3144	4726	4726	1155	1155	2749	2749	31	31	1695	1695	1500	1500	514	514	40.000	100.000	3	▲	
1	Dharwad	2908	2908	697	697	801	801	1965	1965	3601	3601	3205	3205	1686	1686	781	781	868	868	8	8	288	288	772	772	409	409	40.000	100.000	1	◀▶	
1	Belagavi Dist.	10501	10501	2146	2146	2144	2144	5642	5642	11225	11225	9004	9004	5685	5685	2163	2163	3688	3688	46	46	693	693	1672	1672	1376	1376	40.000	100.000	1	◀▶	
1	Koppal	4739	4739	593	593	2515	2515	3127	3127	4739	4739	4464	4464	3327	3327	742	742	1964	1964	31	31	891	891	507	507	396	396	40.000	100.000	1	◀▶	
1	Kalaburgi Dist.	12123	12123	1581	1581	3536	3536	9793	9793	12388	12388	16073	16073	9270	9270	2369	2369	2274	2274	19	19	2187	2187	5241	5241	546	546	40.000	100.000	1	◀▶	
2	Vijayapura	7070	7070	1137	1137	2481	2481	3419	3419	8203	8203	4508	4508	3604	3604	864	864	2479	2479	36	36	1309	1309	777	777	1276	1276	39.999	99.999	2	◀▶	
3	Ballari	5018	5018	736	736	1465	1465	3945	3945	5706	5706	2971	2971	3416	3416	1003	1003	2360	2360	19	19	755	755	2259	2259	1469	1469	39.997	99.997	4	▲	
4	Bidar	6418	6418	690	690	2503	2503	5064	5064	6720	6720	7582	7582	4294	4294	1168	1168	1980	1980	43	43	981	981	2959	2959	463	463	39.996	99.996	2	▼	
5	DCP Central DIV, Bengaluru City	5393	5393	439	439	456	456	1706	1706	5081	5081	2376	2376	2146	2146	1662	1662	4344	4344	16	16	563	563	654	654	682	682	39.995	99.995	4	▼	
6	Mangaluru City	4381	4381	1094	1094	2385	2385	2702	2702	5072	5072	3222	3222	2416	2416	973	973	2957	2957	17	17	1558	1558	1155	1155	671	671	39.994	99.994	5	▼	
7	Dakshina Kannada	3366	3366	985	985	1934	1934	2299	2299	4241	4241	2190	2190	2021	2021	780	780	2158	2158	13	13	1237	1237	2149	2149	549	549	39.982	99.982	7	◀▶	
8	KGF	2201	2201	256	256	1043	1043	1403	1403	1728	1728	1221	1221	1218	1218	326	326	2030	2030	30	30	912	912	472	472	344	344	39.970	99.970	6	▼	
9	Karnataka Railways	1909	1909	2426	2426	255	255	1216	1216	4284	4284	527	527	483	483	2369	2369	3399	3399	27	27	65	65	230	230	354	354	39.962	99.962	12	▲	
10	Mysuru City	5505	5505	799	799	1139	1139	4321	4321	4896	4896	2144	2144	2539	2539	1232	1232	3701	3701	36	36	889	889	767	767	1208	1208	39.950	99.950	10	◀▶	
11	Chikkamagaluru	6587	6587	1179	1179	1689	1689	4878	4878	6750	6750	2527	2527	3911	3911	1126	1126	3557	3557	78	78	804	804	1342	1342	987	987	39.945	99.945	9	▼	
12	Hubballi Dharwad City	5054	5054	745	745	2003	2003	3519	3519	5509	5509	5841	5841	2950	2950	1012	1012	3338	3338	104	104	2821	2821	1131	1131	996	996	39.933	99.933	14	▲	
13	DCP NorthEast DIV, Bengaluru City	7028	7028	853	853	835	835	2077	2077	7421	7421	4048	4048	2197	2197	2523	2523	2968	2968	13	13	634	634	830	830	675	675	39.931	99.931	8	▼	
14	DCP South DIV, Bengaluru City	10258	10258	948	948	1369	1369	2723	2723	10658	10658	5756	5756	4593	4593	2544	2544	6923	6923	16	16	1596	1596	1770	1770	1648	1648	39.914	99.914	11	▼	
15	Vijayanagara	4849	4849	741	741	2386	2386	3933	3933	5228	5228	5503	5503	3256	3256	844	844	2284	2284	38	38	690	690	2056	2056	1343	1343	39.902	99.902	13	▼	
16	Kodagu	2847	2847	786	786	1348	1348	3814	3814	2987	2987	1552	1552	2198	2198	805	805	1130	1130	26	26	819	819	1464	1464	1003	1003	39.872	99.872	15	▼	
17	Chamarajanagara	3972	3972	487	487	1154	1154	3627	3627	4403	4403	2309	2309	2512	2512	443	443	1944	1944	59	59	639	639	1762	1762	418	418	39.791	99.791	18	▲	
18	Shivamogga	10357	10357	1599	1599	2384	2384	6045	6045	11738	11738	4888	4888	6378	6378	1691	1691	4067	4067	81	81	1302	1302	1615	1615	2260	2260	39.790	99.790	16	▼	
19	Uttara Kannada	5639	5639	1065	1065	1795	1795	3633	3633	6647	6647	4793	4793	3736	3736	1103	1103	342	342	11	11	71	71	2324	2324	510	510	39.743	99.743	17	▼	
20	Kolar	5114	5114	662	662	1223	1223	2116	2116	4429	4429	3097	3097	2317	2317	815	815	758	758	11	11	563	563	797	797	13	13	39.734	99.734	19	▼	

Police IT Monthly Progress Report as on June- 2023

PoliceIT Pragathi - 01.01.2022 to 30.06.2023

Rank	Score	(5)		(3)		(2)		(5)		(5)		(5)		(5)		(5)		(5)		(5)		(5)		(40)		(100)					
	Name of the Unit/District	FIR		UDR		PAR		Property Seizure/PF		Crime Details/Spot Mahazar		Arrest/Surrender		Charge Sheet		Final Report B, C & UDR		Total MoB		Total History Sheet		Total Rowdy Sheet		Court Disposal		UI Cases (From 2011-2022)		Data Quality (Given by SCRB)	Total	Previous Month Rank	
		Actual	In PIT	Actual	In PIT	Actual	In PIT	Actual	In PIT	Actual	In PIT	Actual	In PIT	Actual	In PIT	Actual	In PIT	Actual	In PIT	Actual	In PIT	Actual	In PIT	Actual	In PIT	Actual	In PIT	in PIT		43	44
1	2	3	5	6	8	9	11	12	14	15	17	18	20	21	23	24	26	27	29	30	32	33	35	36	38	39	41	42			
21	Udupi	4919	4919	1313	1313	1602	1602	4437	4437	5972	5972	3547	3547	3561	3561	1450	1450	3546	3546	25	25	1159	1159	2769	2769	308	308	39.719	99.719	20	▼
22	Hassan	9562	9562	1441	1441	2896	2896	8101	8101	8903	8903	12500	12500	6733	6733	1641	1641	3865	3865	62	62	1274	1274	2981	2981	730	730	39.699	99.699	23	▲
23	Yadgir	2870	2870	375	375	1548	1548	2213	2213	2763	2763	2327	2327	2086	2086	512	512	1189	1189	22	22	1135	1135	429	429	58	58	39.645	99.645	27	▲
24	Tumakuru	12108	12108	1824	1824	1882	1882	9226	9226	12480	12480	16372	16372	6949	6949	8930	8930	6806	6806	158	158	922	922	3085	3085	1005	1005	39.603	99.603	22	▼
24	Mandya	9674	9674	1239	1239	2425	2425	6712	6712	6997	6997	2126	2126	6160	6160	1789	1789	3799	3799	53	53	1258	1258	3421	3421	579	579	39.603	99.603	24	◀▶
25	Chitradurga	9264	9264	1100	1100	1414	1414	4356	4356	8969	8969	5373	5373	5426	5426	1304	1304	2895	2895	44	44	606	606	963	963	691	691	39.545	99.545	26	▲
26	DCP Whitefield DIV, Bengaluru City	6661	6661	1040	1040	670	670	1469	1469	5996	5996	2232	2232	1590	1590	1559	1559	4864	4864	16	16	360	360	531	531	1700	1700	39.510	99.510	29	▲
27	Haveri	5379	5379	953	953	1639	1639	2633	2633	3603	3603	3885	3885	2550	2550	999	999	2510	2510	50	50	1049	1049	1039	1039	1425	1425	39.476	99.476	25	▼
28	Bengaluru Dist	12795	12795	1961	1961	2197	2197	6067	6067	11460	11460	9035	9035	5519	5519	3225	3225	8434	8434	80	80	1720	1720	2222	2222	2243	2243	39.471	99.471	28	◀▶
29	Mysuru Dist	9348	9348	1290	1290	3064	3064	7493	7493	9239	9239	4135	4135	5654	5654	1394	1394	4218	4218	47	47	1524	1524	2622	2622	1462	1462	39.277	99.277	21	▼
30	DCP East DIV, Bengaluru City	9053	9053	1110	1110	992	992	1594	1594	7458	7458	3773	3773	3475	3475	2491	2491	4220	4220	2	2	841	841	179	179	1261	1261	39.163	99.163	33	▲
31	Chickballapura	6942	6942	763	763	1218	1218	5385	5385	7236	7236	8089	8089	4528	4528	1020	1020	2961	2961	20	20	863	863	1759	1759	532	532	39.069	99.069	31	◀▶
32	Davanagere	12329	12329	1834	1834	2000	2000	6911	6911	13773	13773	14664	14664	7007	7007	2951	2951	5055	5055	48	48	1464	1464	4515	4515	3344	3344	38.122	98.122	32	◀▶
33	Ramanagara	9559	9559	1133	1133	2558	2558	5453	5453	7450	7450	9627	9627	5412	5412	1724	1724	4796	4796	37	37	1413	1413	902	902	1009	1009	38.112	98.112	34	▲
34	DCP North DIV, Bengaluru City	10804	10804	1389	1389	1255	1255	3135	3135	9857	9857	5618	5618	3567	3567	1473	1473	5852	5852	80	80	1609	1609	1315	1315	4160	4160	37.996	97.996	30	▼

Traffic Divisions of Bengaluru City

Sl. No	Score	(5)		(5)		(5)		(5)		(10)		(10)		(5)		(10)		(5)		(40)	(100)	Previous Month Rank	
	Name of the Unit/District	FIR		UDR		Property Seizure/PF		Crime Details/Spot Mahazar		Arrest/Surrender		Charge Sheet		Final Report B, C & UDR		Court Disposal		UI Cases (From 2011-2022)		Data Quality (given by SCRB)	Total	Previous Month Rank	
		Actual	In PIT	Actual	In PIT	Actual	In PIT	Actual	In PIT	Actual	In PIT	Actual	In PIT	Actual	In PIT	Actual	In PIT	Actual	In PIT	in PIT			
1	DCP Traffic East DIV, Bengaluru City	2336	2336	0	0	197	197	2071	2052	2188	2162	2113	2085	59	59	795	795	11	11	35.105	94.81	2	▲
2	DCP Traffic South DIV, Bengaluru City	4150	4150	0	0	292	292	3235	3235	2050	2050	3641	3641	62	62	1829	1829	40	40	31.798	91.80	1	▼
3	DCP Traffic West DIV, Bengaluru City	4526	4526	0	0	156	156	3575	3575	1727	1727	4121	4121	64	64	2218	2218	18	18	31.677	91.68	3	◀▶
4	DCP Traffic North DIV, Bengaluru City	4250	4250	0	0	250	250	3435	3435	708	708	3815	3815	62	62	1935	1935	725	725	27.325	87.33	4	◀▶

Data Quality:

Calculated based on Data entered like Victim Age, Religion, Caste, Occupation, Arrest Person Age, Religion, Caste, Occupation, Property Movement entered based on Property Entered, Activity field in Case Diary, Witness Details, Accused punishment details in Cout Disposal, SHD usage, MOB/HS/RS regular updation etc,

Note :

Aadhaar e-Sign details of FIR for the Month of June 2023

Sl.No	District_Name	FIR Count	FIR eSign Count	FIR %
1	Bagalkot	261	261	100.00
2	Belagavi Dist	678	671	98.97
3	Dharwad	184	181	98.37
4	Vijayapur	454	435	95.81
5	Udupi	276	264	95.65
6	Chamarajanagar	267	251	94.01
7	Uttara Kannada	361	337	93.35
8	Ballari	253	232	91.70
9	Hubballi Dharwad City	268	245	91.42
10	Haveri	312	283	90.71
11	Dakshina Kannada	207	180	86.96
12	Koppal	262	225	85.88
13	Gadag	264	221	83.71
14	Chickballapura	467	283	60.60
15	Davanagere	540	228	42.22
16	Tumakuru	852	236	27.70
17	Kalaburagi City	280	75	26.79
18	Mysuru Dist	493	90	18.26
19	Chikkamagaluru	367	65	17.71
20	Kodagu	215	38	17.67
21	Bidar	449	74	16.48
22	Mangaluru City	334	52	15.57
23	Mysuru City	304	41	13.49
24	Shivamogga	630	80	12.70
25	Bengaluru City	7118	888	12.48
26	Belagavi City	232	25	10.78
27	Mandya	586	63	10.75
28	Raichur	518	55	10.62
29	Hassan	609	60	9.85
30	Karnataka Railways	78	6	7.69
31	Kalaburagi	422	27	6.40
32	Chitradurga	592	19	3.21
33	K.G.F	140	4	2.86
34	Bengaluru Dist	996	24	2.41
35	Yadgir	234	1	0.43
36	Kolar	382	0	0.00
37	Ramanagara	499	0	0.00
38	Vijayanagara	371	0	0.00
TOTAL		21755	6220	28.59

Aadhaar e-Sign details of Chargesheet for the Month of June 2023				
Sl No.	District_Name	Charge sheeted	e-Signed Charge sheeted	Charge sheet %
1	Chickballapura	37	33	89.19
2	Belagavi Dist	125	106	84.80
3	Bengaluru Dist	283	229	80.92
4	Vijayapur	186	143	76.88
5	Bagalkot	55	35	63.64
6	Mysuru Dist	137	74	54.01
7	Ballari	211	107	50.71
8	Bengaluru City	107	53	49.53
9	Kalaburagi City	66	28	42.42
10	Koppal	53	22	41.51
11	Yadgir	185	73	39.46
12	Davanagere	106	30	28.30
13	Ramanagara	87	24	27.59
14	Bidar	59	16	27.12
15	Dharwad	74	14	18.92
16	Gadag	299	41	13.71
17	Mandya	132	16	12.12
18	Chitradurga	361	34	9.42
19	Tumakuru	288	26	9.03
20	Hubballi Dharwad City	220	17	7.73
21	Belagavi City	331	21	6.34
22	Kodagu	99	6	6.06
23	Karnataka Railways	203	9	4.43
24	Mysuru City	135	4	2.96
25	K.G.F	312	8	2.56
26	Hassan	205	5	2.44
27	Udupi	3081	54	1.75
28	Uttara Kannada	180	3	1.67
29	Haveri	146	2	1.37
30	Chamarajanagar	247	0	0.00
31	Dakshina Kannada	145	0	0.00
32	Chikkamagaluru	40	0	0.00
33	Mangaluru City	16	0	0.00
34	Shivamogga	54	0	0.00
35	Raichur	120	0	0.00
36	Kalaburagi	136	0	0.00
37	Kolar	96	0	0.00
38	Vijayanagara	135	0	0.00
TOTAL		8617	1233	14.31

Vehicle Log Details For The Month Of June-2023

Chief Office

As On: 17/07/2023

S.No.	District/Unit Name	Actual Strength	Log Entered Vehicles For The Month	Log Not Entered Vehicles For The Month	Remarks
1	Bagalkot	168	168	0	
2	Ballari	168	167	1	
3	Belagavi City	212	211	1	
4	Belagavi Dist	284	283	1	
5	Bengaluru City	3142	2523	619	
6	Bengaluru Dist	208	42	166	
7	Bidar	225	220	5	
8	Chamarajanagar	132	132	0	
9	Chickballapura	136	136	0	
10	Chikkamagaluru	246	246	0	
11	Chitradurga	195	146	49	
12	Coastal Security Police	42	31	11	
13	Dakshina Kannada	178	176	2	
14	Davanagere	219	208	11	
15	Dharwad	120	117	3	
16	Gadag	164	119	45	
17	Hassan	214	214	0	
18	Haveri	146	146	0	
19	Hubballi Dharwad City	253	242	11	
20	K.G.F	99	99	0	
21	Kalaburagi	204	145	59	
22	Kalaburagi City	160	154	6	
23	Karnataka Railways	89	87	2	
24	Kodagu	145	144	1	
25	Kolar	176	145	31	
26	Koppal	178	178	0	
27	Mandya	242	242	0	
28	Mangaluru City	229	202	27	
29	Mysuru City	247	204	43	
30	Mysuru Dist	220	220	0	
31	Raichur	177	177	0	
32	Ramanagara	203	158	45	
33	Shivamogga	240	240	0	
34	Tumakuru	298	227	71	
35	Udupi	208	207	1	

S.No.	District/Unit Name	Actual Strength	Log Entered Vehicles For The Month	Log Not Entered Vehicles For The Month	Remarks
36	Uttara Kannada	221	221	0	
37	Vijayanagara	142	138	4	
38	Vijayapur	219	219	0	
39	Yadgir	142	95	47	
40	Forest Cell	47	31	16	
41	CID	210	158	52	
42	ISD Bengaluru	77	70	7	
43	State INT	712	499	213	
44	APTS Yelahanka	19	4	15	
45	Battalion I - Bangalore	63	36	27	
46	Battalion II - Belgaum	36	20	16	
47	Battalion III - Bangalore	52	49	3	
48	Battalion IV - Bangalore	43	29	14	
49	Battalion IX - Bangalore	35	35	0	
50	Battalion V - Mysore	39	32	7	
51	Battalion VI - Gulbarga	39	31	8	
52	Battalion VII - Mangalore	36	35	1	
53	Battalion VIII - Shimoga	43	39	4	
54	Battalion X - Haveri	40	31	9	
55	Battalion XI - Hassan	47	45	2	
56	Battalion XII Tumakuru	40	39	1	
57	Central Range	6	1	5	
58	Centre for Counter Terrorism	44	23	21	
59	Chief Office	126	42	84	
60	COMMANDANT MOUNTED	20	20	0	
61	Eastern Range	3	3	0	
62	FPB Unit	20	1	19	
63	FSL Madiwala	21	9	12	
64	I.R.B. Vijayapura	40	26	14	
65	IGP Railways	4	2	2	
66	IGP TRAINING	8	7	1	
67	IIIrd BN KSISF	27	25	2	
68	IIInd BN KSISF	25	22	3	
69	IRB Munirabad	50	46	4	
70	ISD	142	136	6	
71	Ist BN KSISF	43	42	1	
72	Kalaburgi Range	6	3	3	
73	KPA Mysore	36	36	0	
74	KSPTS Channapatna	20	20	0	

S.No.	District/Unit Name	Actual Strength	Log Entered Vehicles For The Month	Log Not Entered Vehicles For The Month	Remarks
75	KSPTS Khanapur	21	21	0	
76	KSRP PTS BELAGAVI	18	17	1	
77	KSRP Training Munirabad	15	14	1	
78	PDMS Yelahanka	28	24	4	
79	PTC Gulbarga	37	27	10	
80	PTS Aimangala	18	11	7	
81	PTS Dharwad	19	18	1	
82	PTS Hassan	19	0	19	
83	PTS Kaduru	15	14	1	
84	PTS Mysuru	19	19	0	
85	PTS Thanisandra	19	1	18	
86	RFSL Ballari	4	3	1	
87	RFSL Belgaum	9	6	3	
88	RFSL Davanagere	8	8	0	
89	RFSL Gulbarga	8	2	6	
90	RFSL Hubballi	6	0	6	
91	RFSL Mangalore	12	4	8	
92	RFSL Mysore	9	0	9	
93	SCRB	49	49	0	
94	Southern Range	9	9	0	
95	Special Task Force	8	0	8	
96	State Wireless	81	81	0	
97	TTI Bangalore	5	4	1	
98	Western Range	2	1	1	
	Grand Total	12948	11009	1939	

Sevasindhu Statistics for the Month of June 2023

Sl.No	Service Name	Received	Disposed	Pending
1	Job / Service Verification	24318	21847	2471
2	Police Verification Certificate(PVC) for Central/State Govt employees if request is received directly by the employee / By Concerned Department	1199	1090	109
3	Police Clearance Certificate for going abroad (Visa for studies)/ Police Clearance Certificate for Foreign Nationals	328	305	23
4	Police verification Certificate for Coolies/Loader/Class IV Security Staff/ Supervisor at Airport (Individual applicants only)	8450	7766	684
5	Police Verification Certificate for domestic servants/house keeping	27	25	2
6	Police Verification Certificate for Institutions/ Companies	80	66	14
7	Police verification Certificate for Marriage Alliances	20	17	3
8	Police verification Certificate for Training Apprenticeship at Public Undertakings /for trainees/ Workers working on daily wages at Govt. Institutions	3132	2758	374
9	Amplified Sound System	0	0	0
10	Missing Report of documents, Mobile phone etc	717	151	566
11	Disposal of petitions	24	3	21
12	Locked Home Details	0	0	0
13	Senior Citizen Registration	195	0	195
14	Complaint Registration	156	15	141
15	License for Amusement	0	0	0
16	No obligation to return to India (NORI) Certificate	0	0	0
17	NOC for petrol pump,gas agency,hotel,bar etc.	0	0	0
18	Permission for Peaceful Assembly and procession	0	0	0
19	Application for Temporary License for Sale of Crackers	0	0	0
20	NOC for setting up of Petroleum, Diesel and Naphtha sale and transport	0	0	0
Total		38646	34043	4603

Unitwise Statistics of cases Booked under COTPA Act 2003 for the month of JUNE - 2023							
Sl. No.	Unit / District	Section 4	Section 5	Section 6A	Section 6B	Section7	Total Fine Amount Collected
(1)	(2)	(3)	(4)	(5)	(6)	(7)	(8)
I	Commissionerate						
1	Bengaluru City	364	31	48	142	182	1109190
2	Mysuru City	70	0	0	0	0	43800
3	Hubli-Dharwad City	290	0	0	0	0	35250
4	Mangaluru City	1295	0	0	20	0	100035
5	Belagavi City	351	0	0	0	0	21150
6	Kalburgi City	1	0	0	0	0	200
II	Central Range						
1	Bengaluru Dist.	1277	0	0	0	0	131000
2	K.G.F.	277	0	0	0	0	23650
3	Kolar	118	0	0	0	0	11900
4	Tumakuru	41	0	0	0	0	5550
5	Chickballapura	50	0	0	0	0	4800
6	Ramanagara	255	0	0	0	0	28900
III	Eastern Range						
1	Chitradurga	116	0	0	0	0	11600
2	Davanagere	219	0	0	0	0	21350
3	Shivamogga	1472	0	0	0	0	129050
4	Haveri	45	0	0	0	0	4050
IV	Western Range						
1	Chickmagalur	128	0	0	0	0	15500
2	D.K.	155	0	0	0	0	16300
3	Udupi	118	0	0	0	0	15400
4	U.K.	428	0	0	0	0	47100
V	Northern Range						
1	Bagalkot	25	0	0	0	0	2500
2	Belagavi dist.	283	0	0	0	0	31400
3	Vijayapura	150	0	0	0	0	14750
4	Dharwad	172	0	0	0	0	17150
5	Gadag	1	0	0	0	0	200
VI	North Eastern Range						
1	Bidar	0	0	0	0	0	0
2	Kalburgi Dist	57	0	0	0	0	18900
3	Yadgiri	30	0	0	0	0	3000
VII	Southern Range						
1	Chamarajanagar	3321	0	0	0	0	79150
2	Hassan	72	0	0	0	0	6800
3	Kodagu	136	0	0	0	0	9550
4	Mandya	543	0	0	0	0	48050
5	Mysuru Dist.	15	0	0	0	0	1500
VIII	Ballari Range						
1	Ballari	331	0	0	0	0	39600
2	Vijayanagara	963			59	49	102300
3	Koppal	248	0	0	0	0	24800
4	Raichur	1158	0	0	0	0	201700
IX	Karnataka Railways	86	0	0	0	0	12100
Total		14661	31	48	221	231	2389225